

# Hospital Care 2018

**SOTEC**

**HAcare**  
MEDICAL INTERIOR



**Hospital Care**

MKT-OFFR-PRIX-HOP-SOTEC-PUBLIC-2018-FR-01-A

édité le 16/04/2018


PROPRIÉTÉ EXCLUSIVE D'HAcare - Document interne - Diffusion et reproduction interdites - Visuels non contractuels - HAcare peut apporter à ses fabrications toutes modifications liées à l'évolution technique.

**IMPROVE THE NURSING LIFE\***

\*Un monde de soins meilleur



BEDS YY-TYPE YSALYDE	YSALYDE: STRUCTURE	P.06
	YSALYDE: OPTIONS & ACCESSORIES	P.08
BEDS X-TYPE STANDARDS	BERING: STRUCTURE & OPTIONS	P.19
	NIAGARA: STRUCTURE & OPTIONS	P.22
BED X-TYPE LARGE WIDTH	ATLAS: STRUCTURE & OPTIONS	P.25
	ATLAS: HEAD & FOOT BOARDS	P.28
FIXED BEDS	ZÉPHYR: STRUCTURE & OPTIONS	P.31
	FIXED BED: STRUCTURE & OPTIONS	P.32
	ACCOMPANYING BED	P.33
PEDIATRICS	BAMBINO: PACKS & OPTIONS	P.34
	BAMBINO: STRUCTURE & OPTIONS	P.37
	BABY COT: STRUCTURE & OPTIONS	P.41
	BABY CRIB: STRUCTURE & MATTRESS	P.44
HEAD AND FOOT BOARDS	HEAD AND FOOT BOARDS FOR HOSPITAL ENVIRONMENT	P.46
BED ACCESSORIES	BED ACCESSORIES	P.48
	<ul style="list-style-type: none"> <li>- LATERAL PROTECTIONS (SIDERAILS)</li> <li>- MATTRESS (STANDARD – LARGE WIDTHS)</li> <li>- FLOOR MAT</li> <li>- LIFTING POLES</li> <li>- IV POLES</li> <li>- CONTAINING HOLDERS</li> </ul>	
FURNITURE & SEATS	ARTEAH COLLECTION	P.56
	FURNITURE OPTIONS	P.65
	MOBILE OVERBED TABLES	P.68
	METAL RESTING CHAIR	P.71
	BARIATRIC FURNITURE	P.74
PATIENT TRANSFERT	STRETCHER TROLLEY	P.76
	SHOWER TROLLEY	P.86
	TRANSFER CHAIR	P.88
COLOR CHART	LAMINATED DECORATION – VARNISHES & LAQUERS	P.92



## YSALYDE COLLECTION

Designed on a low H® chassis base, the structure becomes very light, mobile and stable with height performances going from 35 to 91 cm (with 125mm castors).

**YY-TYPE YSALYDE BED STRUCTURE**

CONFORM TO THE EN 60601-2-52 NORM



OVERALL DIMENSIONS (WITH HEAD & FOOT BOARDS + ¾ SIDERAILS): 2150 X 995 MM – WEIGHT: 133 KG (100KG STRUCTURE)

SWL: 260 KG

ELECTRICAL BACK REST WITH TRANSLATION – TILT FROM 0° TO 74°

ELECTRICAL TRENDELENBURG-ANTI TRENDELENBURG – FEET TILT

(TRENDELENBURG) : 0° TO 17°

INTERMEDIATE POSITION PROGRAMED: 43 CM (AUTOMATIC STOP)

125 MM "CLASSIC" CASTORS – MAXIMUM PATIENT WEIGHT: 195 - 235 KG ACCORDING TO APPLICATION (2 or 3)

BED FRAME: TUBE - METAL (S2 QUALITY) - EPOXY PAINTING

SLEEPING PLAN MOVABLE WITHOUT STRATIFIED TOOLS – 4 MM HPL COMPACT

**5 YEAR WARRANTY FOR ELECTRICAL, MECANICS AND REMOTE CONTROL – 1 YEAR WARRANTY FOR H&F BOARDS & ACCESSORIES**

**MO-L8456****YSALYDE BED STRUCTURE**

MINI/MAXI HEIGHT: 35/91CM (WITH 125MM CASTORS) –ELECTRICAL BACK REST WITH TRANSLATION – ELECTRICAL KNEE PLICATURE(0-38°) – MAXIMUM TILT MAX LEG LIFT (0-15°) – SLEEPING BASE IN COMPACT : 200 X 90 CM - WEIGHT: 133 KG



## MOBILITY FOR YY-TYPE YSALYDE BED STRUCTURE

MULTIPLE TYPES OF MOBILITY PROPOSED ACCORDING TO THE DESIRED USE



### OP-L-601-150S-FCDG

CASTORS 150 MM DOUBLE PULLEYS



### OP-L-601-125S-FCS

CASTORS 125 MM INTEGRAL SMART



### OP-L-601-150S-FCS

CASTORS 150 MM INTEGRALE SMART



### OP-L-601-125S-FCDG

CASTORS 125 MM DOUBLE PULLEYS



### ELECTRICAL LEG LIFT (YSALYDE)

*Fully electrical bed version*

ELECTRICAL FEET AND LEGS LIFTS – 100% ELECTRICAL BED, MORE AUTONOMY AND BETTER CONFORT OF THE PATIENT  
POSITIONING PERFECTLY THE LEGS IN RELATION TO POINT PATHOLOGIES OR ORTHOPEDIC CARE - RELIEVING THE LEGS IN CASE OF DIFFICULTIES OF THE BLOOD SYSTEM.  
SIMULTANEOUS ACTION OF THE BACK REST AND THE THIGH-LIFT - SO THE BOTTOM DOES NOT SLIDE TO THE FOOT OF THE BED. THEREFORE, THE CAREGIVER DOES NOT HAVE TO RAISE THE PATIENT TO REPOSITION IT (LIMIT THE RISK OF LOMBALGIA - RAPIDITY AND TIME SAVINGS).



#### OP-L-404-20

ELECTRICAL PPLICATION WITH ELECTRICAL FEET LIFTING (V20) + WIRED REMOTE





## BED REMOTES & PERIPHERAL ACCESSORIES (YSALYDE)

*Patient Satellite & Supervisor for the nurse*

CONTROL OF THE BED MOTORIZATION BY THE PATIENT USING A WIRED REMOTE CONTROL OF A SATELLITE AND BY THE CAREGIVER THROUGH A SUPERVISOR PLACED AT THE BED FOOT.



### OP-L-465-ETILH

CONTROL EASYTOUCH WITH PRE-PROGRAMATION OF THE PRINCIPAL FUNCTIONS (WITHOUT REMOTE CONTROL)

CONTROL WITH INTEGRATED READING LIGHT – POSITIONED ON SIDERAILS EASYCLIP OF THE BACKREST (RIGHT OR LEFT) – FLEXIBLE



### OP-L-550-LU

NIGHTLIGHT PLACED UNDER SLEEPING PLAN



### OP-L-465-ETILHTEL

CONTROL EASYTOUCH WITH PRE-PROGRAMATION OF THE PRINCIPAL FUNCTIONS (WITH REMOTE CONTROL)

CONTROL WITH INTEGRATED READING LIGHT – POSITIONED ON SIDERAILS EASYCLIP OF THE BACKREST (RIGHT OR LEFT) – FLEXIBLE



### OP-L-470-B-Y

BACKUP BATTERY



### OP-L-465-BV3FH

FUNCTION CONDEMNATION BOX WITH PLUG & PLAY REMOTE CONTROL



### AC-LX-ST2H

FLEXIBLE SUPPORT WITH RINGS FOR WIRED REMOTE CONTROL



### OP-L-466-SPVS-Y

CAREGIVER SUPERVISOR PLACED AT THE BED FOOT



## SET OF HEAD 1 FOOT BOARDS CINTÉA (YSALYDE)

*Head and foot boards with hand rail in METAL  
tube*

HEAD AND FOOT BOARDS WITH HORIZONTAL FITTING ON BED FRAME  
HAND RAIL IN METAL TUBE - DIAMETER 32 MM – EPOXY PAINTING  
INNER PANNELS IN CHIP BOARD - 2 FACES DECORATIONS – ABS EDGES - 19 MM WIDTH  
75 MM DIAMETER WALL PROTECTIONS INTEGRATED TO H1F BOARDS  
H&F BOARDS EQUIPED WITH A BEDBASE EXTENSION (20 CM BED EXTENSION)  
H&F BOARDS ADAPTED TO TRANSPORTATION  
1 YEAR WARRANTY



### OP-L-700-CINTEA

SET OF H&F BOARDS CINTÉA – METAL HANGER  
- HORIZONTAL FITTING – H&F BOARDS  
ADAPTED TO TRANSPORTATION



### OP-PPSH

SET OF PLASTIC H&F PPS –  
VERTICAL FITTING  
VERTICAL FITTING H&F BOARDS POSITION –  
HORIZONTAL FITTING H&F BOARDS







## CLASSIC SIDE PROTECTIONS (YSALYDE)

*METAL side protections with 3 or 4 rails*

FOLDABLE SIDERAILS ARE AN EASY SOLUTION, ACCESSIBLE AND HIGHLY FUNCTIONAL.  
 3/4 METAL SIDERAILS WITH 3 OR 4 RAILS ENABLING THE PATIENT SIDES PROTECTION.  
 POINT OF SECURE LOCKING AND AUTOMATIC AT THE PATIENT LYING - NOT ACCESSIBLE FOR AN EASY MANIPULATION  
 SET OF 1/4 SIDERAILS ENABLING THE TOTAL CLOSING OF THE BED FOR MORE SECURITY

### OP-L-813

SET OF 3/4 FOLDABLE SIDERAILS - 3 RAILS – INTEGRATED TO THE BED



### OP-L-814

SET OF 3/4 FOLDABLES SIDERAILS - 4 RAILS – INTEGRATED TO THE BED – ADAPTED TO GROWN CHILDREN (NOT COMPATIBLE WITH WOODEN FRAME)



### AC-LX-REHAUSSE-B

SET OF ELEVATIONS FOR ¼ FOLDABLE SIDERAILS INTEGRATED TO THE BED



### AC-LX-APPH

SET OF 1/4 SIDERAILS IN ADDITION TO THE 3/4 SIDERAILS - NOT COMPATIBLE WITH THE XL KIT 110 CM

TO BE PLACED AT HEAD OR FOOT OF THE BED ON THE RAILS EASYCLIP (THE PAIR) – LOCKING SYSTEM INTEGRATED IN THE FIXATION AXE



### AC-LX-EVO07-2440P

SET OF QUILTED PROTECTIONS FOR ¼ SIDERAILS

DIMENSIONS : 140 X 32 CM – FOAM HR 32 KG/M3 - M4  
 COVER 65 % POLYURETHANE, 35 % POLYESTER  
 FIRE RESISTANCE: M1



### WALL PROTECTION (YSALYDE)

*Wall protections useful at bed moving or at the Trendelenburg/Anti Trendelenburg position.*

WALL PROTECTIONS PLACED AT HEAD OF BED AND PLACED ON AND UNDER THE BED FRAME.



#### AC-LX-BU-YGE3

RETRACTABLE STOPPER POSITIONNED ON  
YSALYDE BED FRAME



#### AC-LX-BU-YP

TRIGGER GUARD STOPPER POSITIONNED ON TOP  
OF THE BED FRAME



### LIFTING POLES (YSALYDE)

*A help for the patient mobility*

LIFTING POLES PLACED AT THE HEAD OF THE BED (AT THE RIGHT OR THE LEFT) EQUIPED OF A HANDLE WITH OR WITHOUT AUTOMATIC REEL.



#### AC-LX-P1010

FIXED LIFTING POLE – POSITIONED AT THE HEAD OF THE BED



#### AC-LX-P1010-ENR

FIXED ANGLE LIFTING POLE REEL – POSITIONED AT THE HEAD OF THE BED



#### AC-LX-P1040-ENR

ANGLE LIFTING POLE ORIENTABLE BY HANDLE WITH REEL – POSITIONED AT HEAD OF THE BED



#### AC-LX-PCRO

4 PLASTIC HOOKS FOR LIFTING POLE



## IV POLES (YSALYDE)

*Positioned at the head of the bed (right or left side)*



IV POLE WITH PLASTIC HOOKS UNABLES TO D'ACCROCHER DES FLACONS OU DES POUCHES FOR LES PLACER AU-DESSUS DU PATIENT.

### AC-LX-TPS-2C

IV POLE – FIXED HEIGHT - 2 PLASTIC HOOKS



### AC-LX-TPS-4C

IV POLE – FIXED HEIGHT - 4 PLASTIC HOOKS



### AC-LX-TPSR

IV POLE WITH VARIABLE HEIGHT BY SCREW SYSTEM – 4 HOOKS



### AC-LX-TPSRB

TELESCOPIC IV POLE - 4 HOOKS AND AUTOMATIC LOCKING



## COMFORT KIT BY BED EXTENSION (YSALYDE)

*Comfort Kit – width 110 cm - length 220 cm*

KIT BED EXTENSION WITH SLEEPING PLAN ON A 110 CM WIDTH – A SET OF XL HEAD AND FOOT BOARDS CINTÉA AND A SET OF ¾ ADAPTED SIDERAILS. ATTENTION: ALL ACCESSORIES ARE NOT COMPATIBLE WITH THE XL KIT BECAUSE OF A LARGER SLEEPING PLAN. BED LENGTH EXTENSION BY A MOVABLE SLEEPING PLAN EXTENSION.



### AC-LX-KT8456-XL110

XL COMFORT KIT – SLEEPING PLAN 110 CM - COMPOSITION: SET OF HEAD&FOOT BOARDS + SLEEPING PLAN 110 CM + SET OF SIDERAILS



### AC-LX-M299

FOAM MATTRESS + XL COMFORT KIT COVER - 200 X 110 X 14 CM – SLOTS ARE CASTED UNDER THE MATTRESS

DIMENSIONS : L 200 X 110 CM - EP.14 CM – UPPER FOAM (DENSITY 80KG/M3) + LOWER FOAM POLYURETHANE HR (DENSITY 39KG/M3) – POLYURETHANE COVER ENDUCTION – INTEGRAL COVER ZIPPED ON 3 SIDES - MATTRESS WITH 2 RECTANGULAR CUTS : 6 X 6 X 14 CM



### AC-LX-M907-XL

MATTRESS FOR OBESE PATIENTS - 200 X 110 X 19 CM + COVER

DIMENSIONS : L 200 X 110 CM - EP.19 CM – OVERLAY IN HR HIGHLY ELASTIC (DENSITY 50KG/M3) + LOWER FOAM IN POLYURETHANE HR (DENSITY 50KG/M3) – LUMBAR SUPPORT IN HR FOAM (DENSITY 40KG/M3) – MATTRESS SPECIALLY DESIGNED FOR PATIENTS WEIGHING UP TO 300KG + INTEGRAL COVER ZIPPED ON 3 SIDES – MATTRESS WITH 2 RECTANGULAR CUTS : 6 X 6 X 14 CM – POLYURETHANE COVER ENDUCTION



### AC-LX-ME-4

MOVABLE PLATE FOR MATTRESS SUPPORT FOR SLEEPING PLAN EXTENSION – 20 CM EXTENSION





## CONTAINER HOLDER (YSALYDE)

Container holder to place on one of the 4 siderails, accessories placed on both bed sides.

### OP-L-860-RAILCAH

4 SIDERAILS ACCESSORIES FOR TOP OF BED FRAME (2 AT BOTH BED SIDES)



### AC-LX-AMPA

MAST ACCESSORIES HOLDER

DIAMETER 30MM – ANTICIPATE RAIL OP-L-860-RAILCAH OPTION



### AC-LX-SBAOH

OXYGENE BOTTLE SUPPORT

ANTICIPATE OP-L-860-RAILCAH OPTION RAIL ON HIGH FRAME



### AC-LX-SFC

SUPPORTS FOR WIRE COMPRESSOR PASSAGE



### AC-LX-SR2H

REDON HOLDER FOR 2 FLACONS

ANTICIPATE OP-L-860-RAILCAH OPTION RAIL ON HIGH FRAME



### AC-LX-SUPCOR

DEVICE FOR WALL POWER PLUG WIRE (TO PLACE ON HEAD BOARD)



### AC-LX-ASUH

URINAL HOLDER

ANTICIPATE OP-L-860-RAILCAH OPTION RAIL ON HIGH FRAME



### AC-LX-SPU1H

URINE POCKET HOLDER

PRÉVOIR OPTION RAIL ON CHÂSSIS HAUT OP-L-860-RAILCAH



### AC-LX-SB2H

2 BEDERS JAR HOLDER

ANTICIPATE OP-L-860-RAILCAH OPTION RAIL ON HIGH FRAME



### AC-LX-SB3

URINAL JAR HOLDER ON SIDERAILS




### AC-LX-PU3

URINAL HOLDER ON SIDERAILS







## BERING BED COLLECTION

The BERING bed is a standard care bed. Its lightness and maneuverability give it simplicity of use and maintenance. It is flexible and functional. Customizable à la carte, it can integrate indifferently into a hospital or hotel universe.

## X-TYPE BERING BED STRUCTURE



METALLIC SLATS BED BASE - NON DIVISIBLE - 200 X 90 CM  
ELECTRICAL VARIABLE HEIGHT – ELECTRICAL BACK REST / MANUAL LEG REST  
EMERGENCY ANTI-TRENDELENBURG OF ELECTRIC BACK REST – LOCKING OF ELECTRICAL FUNCTIONS ON WIRED REMOTE CONTROL  
2 DEVICES FOR LIFTING POLES – 4 DEVICES FOR IV POLES  
CENTRAL LOCKING OF THE 4 WHEELS Ø 125 MM WITH 1 DIRECTIONAL WHEEL – ADJUSTABLE WALL STOP  
ELECTRICAL EQUIPMENT CLASS 2 – IP66 PROTECTION – MAXIMUM PATIENT WEIGHT: 135 KG  
**5 YEARS WARRANTY FOR THE ELECTRIC, MECANIC, AND REMOTE – 1 YEAR WARRANTY FOR HEAD&FOOT BOARDS & ACCESSORIES**



### MO-4943-00003

#### STANDARD CARE BERING BED STRUCTURE - 2PE

MAXIMUM HEIGHT: 84 CM / MINIMUM HEIGHT: 36,50 CM – SLEEPING PLAN : 200 X 90 CM – METALLIC SLATS – UNDER FRAME AVAILABLE HEIGHT = 14,50 CM –  
MAXIMUM BACK REST ANGLE = 70 ° -  
MAXIMUM LEG ELEVATION ANGLE MAXIMUM= 26° -  
MAXIMUM TIGHS ELEVATION ANGLE = 26 °



## AVAILABLE BERING BED OPTIONS



### OP-4943-2PEE

ELECTRICAL LEG LIFT (2PEE)



### OP-4943-3PEE

ELECTRICAL KNEE PlicATURE (3PEE)



### OP-4943-4PE

LEG LIFT AND & ELECTRICAL KNEE PlicATURE (4PE)



### OP-4943-TRANS

BACK TRANSLATION OF BACK REST



### OP-4943-DESIG

DESIGN CASTORS - DIAMETER 125 MM



### OP-4943-COUPPL

COUPLING OF BACK REST & PlicATURE FUNCTIONS ON WIRED BACKLIGHTED REMOTE CONTROL



### OP-4943-RADIO

WIRELESS REMOTE CONTROL (INSTEAD OF WIRED REMOTE CONTROL)



### OP-4943-SATEL

CENTRALIZED FUNCTIONS ON REMOTE CONTROL ONLY FOR 3 ELECTRICAL FUNCTIONS BEDS (3PEE)




### OP-4943-TNP3

NURSE REMOTE CONTROL ON BED BASE (TNP3 BOX) - IN ADDITION TO THE WIRED REMOTE CONTROL

WITH ELECTRICAL FUNCTION LOCKING





## NIAGARA COLLECTION

The NIAGARA bed has a fully hydraulic adjustment system while offering a pleasant design. It is a robust and functional bed intended for the needs of psychiatric and hospital institutions. A wide range of additional accessories helps secure the daily lives of nurses and patients.

## NIAGARA X-TYPE HYDRAULIC BED STRUCTURE DE BED QUE FOR SERVICE PSY



BED WITH ELEVATION SYSTEM BY HYDRAULIC JACK GAS  
SLEEPING PLAN IN METALLIC WELDED SLATS  
**3 YEARS  
WARRANTY**



### MO-4947-00021

#### NIAGARA X-TYPE BED STRUCTURE – HYDRAULIC ADJUSTABLE HEIGHT


OVERALL DIMENSIONS: 200 X 90 CM – BED BASE IN METALLIC WELDED SLATS:  
200 X 90 CM - EPOXY FINISHING- INDIVIDUAL BRAKING OF THE 4 WHEELS D125  
MM - MAXIMUM PATIENT WEIGHT: 135KG - SWL: 170 KG - MAXIMUM BACK  
REST INCLINAISON: 70° - ADJUSTABLE HYDRAULIC HEIGHT: 37-79,5 CM  
(CASTORS 125 MM) – UNDER FRAME HEIGHT: 16 CM



### OP-4947-BC

CENTRAL BRAKING OF THE 4 WHEELS WITH 1  
DIRECTIONAL WHEEL





## ATLAS COLLECTION

As obesity grows, health care providers must be prepared to take in overweight patients. The ATLAS bed is designed to ensure the comfort and tranquility of obese people (weight over 135 kg) who have lost their autonomy. It helps to deliver and adapt effective care.





## X-TYPE ATLAS BED STRUCTURE (SIMPLE BED BASE 120/140 CM)

BEDS ATLAS Collection  
CONFORM TO THE EN 60601-2-52 NORM

ADJUSTABLE ELECTRICAL HEIGHT - ELECTRICAL BACK REST - MANUAL LEG LIFT  
2 LIFTING POLE DEVICES- 4 IV POLE DEVICES EPOXY FINISHING GREY RAL  
7035 (BED DELIVERED ON TRANSPORT KIT)  
SWL = 320 KG (PATIENT + MATTRESS + BED ACCESSORIES) - MAXIMUM PATIENT WEIGHT: 270 KG  
ELECTRICAL EQUIPMENT CLASS 2 - IP66 PROTECTION – SLEEPING PLAN TYPE: METALLIC WELDED SLATS  
**5 YEARS WARRANTY FOR ELECTRICAL, MECANIC AND REMOTE**  
**1 YEAR WARRANTY FOR HEAD&FOOT BOARDS & ACCESSORIES**



### MO-4968-00270

#### BARIATRIC ATLAS BED STRUCTURE 2PE ON WHEELS - WIDTH 120 CM

MAXIMUM HEIGHT: 73,50 CM / MINIMUM HEIGHT : 34,50 CM - SLEEPING PLAN : 120 X 200 CM - DIVISIBLE BED BASE - MAXIMUM BACK REST ANGLE = 70 ° - MAXIMUM LEG LIFT ANGLE = 26,5° - AVAILABLE UNDER FRAME HEIGHT = 16,50 CM - 4 WHEELS WITH BRAKE- Ø 125 MM



### MO-4968-00314

#### BARIATRIC ATLAS BED STRUCTURE 2PE ON WHEELS - WIDTH 140 CM

MAXIMUM HEIGHT: 73,50 CM / MINIMUM HEIGHT : 34,50 CM - SLEEPING PLAN : 140 X 200 CM - DIVISIBLE BED BASE - MAXIMUM BACK REST ANGLE = 70 ° - MAXIMUM LEG LIFT ANGLE = 26,5° - AVAILABLE UNDER FRAME HEIGHT = 16,50 CM - 4 WHEELS WITH BRAKE- Ø 125 MM



## AVAILABLE OPTIONS FOR ATLAS BED



### OP-4968-2PEE

ELECTRICAL LEG LIFT (2PEE)



### OP-4968-3PEE

ELECTRICAL KNEE PPLICATION (3PEE)

MAXIMUM TIGH LIFT ANGLE = 26,5°



### OP-4968-TRANS

BACK TRANSLATION OF BACK REST



### OP-4968-RAZ

EMERGENCY ANTI TRENDELENBURG POSITION OF BACK REST



### OP-4968-BC

CENTRAL BRAKING OF THE 4 WHEELS



### AC-4996-00074

WALL STOP FOR XXL BEDS - WIDTH 120 CM  
- 140 CM - 160 CM

NOT ADJUSTABLE - MOVABLE – ONLY FOR BEDS ON WHEELS



### HEAD&FOOT BOARDS FOR LARGE WIDTH BED STRUCTURES XXL (120/140 CM)

HEAD&FOOT BOARDS COLLECTION FOR ATLAS BED STRUCTURE (WITH FITTINGS)

1 YEAR  
WARRANTY



#### OP-4998-00196

ACADIA HEAD&FOOT BOARDS WITH WOODEN SIDERAILS - FOR BED WIDTH 120 CM (WITH FITTINGS) - THE SET

LAMINATED PANELS - 2 HEAD&FOOT BOARDS - HEAD&FOOT BOARDS WITH CUT  
HAND RAIL IN VARNISHED SOLID WOOD - FULL LENGTH SIDERAILS IN VARNISHED SOLID WOOD - UNLOCKING BY PUSHING BUTTON.



#### OP-4998-00197

HEAD&FOOT BOARDS ACADIA WITH WOODEN SIDERAILS - FOR BED WIDTH 140 CM (WITH FITTINGS) - THE SET

LAMINATED PANELS - 2 HEAD&FOOT BOARDS - HEAD&FOOT BOARDS WITH CUT  
HAND RAIL IN VARNISHED SOLID WOOD - FULL LENGTH SIDERAILS IN VARNISHED SOLID WOOD - UNLOCKING BY PUSHING BUTTON.



#### OP-4998-00175

HEAD&FOOT BOARDS ACACIA WOOD - BED WIDTH 120 CM (WITH FITTINGS) THE SET

HAND RAIL IN VARNISHED SOLID WOOD - LAMINATED PANELS (WOOD TINTS & DECORATIONS CHOICE IN OUR COLOUR CHART)



#### OP-4998-00218

HEAD&FOOT BOARDS BOIS ACACIA FOR BED WIDTH 140 CM (WITH FITTINGS) THE SET

HAND RAIL IN VARNISHED SOLID WOOD - LAMINATED PANELS (WOOD TINTS & DECORATIONS CHOICE IN OUR COLOUR CHART)



#### OP-4998-00158

HEAD&FOOT BOARDS CONTEMPORARY WOOD FOR BED WIDTH 120 CM (WITH FITTINGS) THE SET

LAMINATED PANELS - WIDTH 25 MM - DECORATIONS (WOOD TINTS & DECORATIONS CHOICE IN OUR COLOUR CHART)

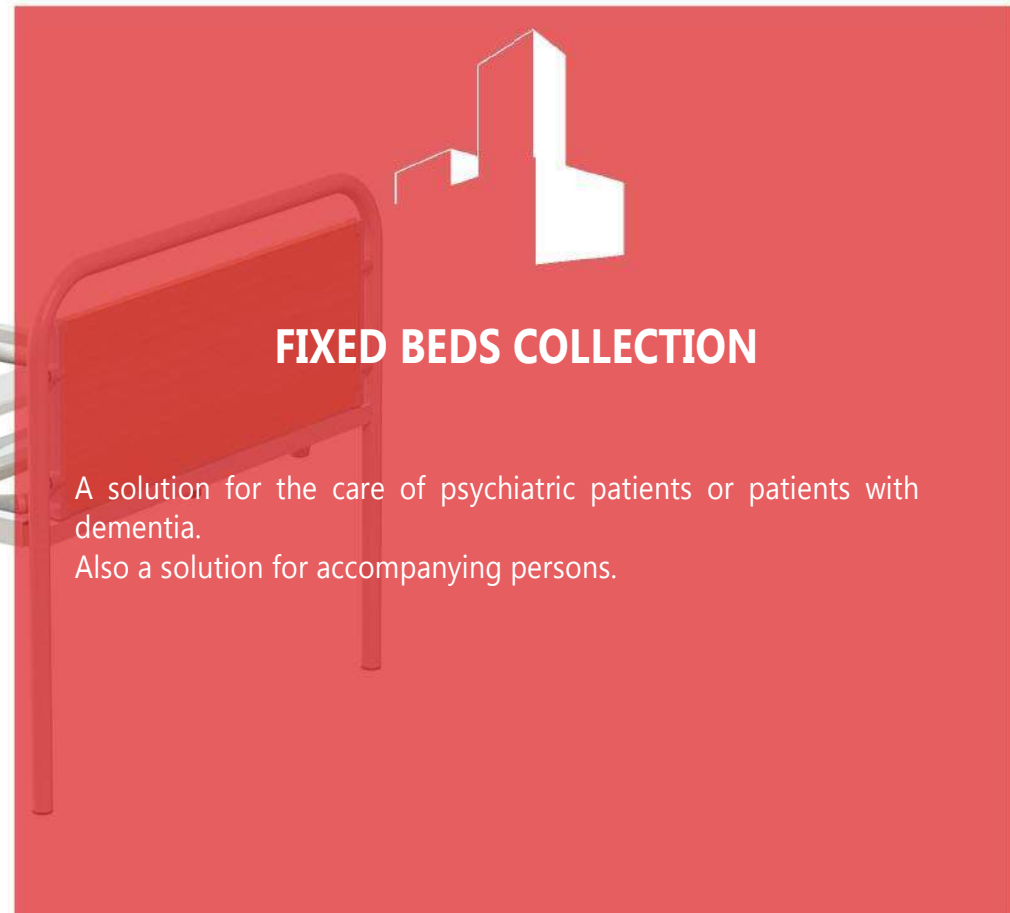


#### OP-4998-00172

HEAD&FOOT BOARDS CONTEMPORARY WOOD FOR BED WIDTH (WITH FITTINGS) THE SET

LAMINATED PANELS - WIDTH 25 MM - DECORATIONS (WOOD TINTS & DECORATIONS CHOICE IN OUR COLOUR CHART)





## FIXED BEDS COLLECTION

A solution for the care of psychiatric patients or patients with dementia.  
Also a solution for accompanying persons.

## ZÉPHYR FIXED BED STRUCTURE



TUBE FOOTING UNDER BED BASE  
 MAXIMUM PATIENT WEIGHT: 135 KG  
 SLEEPING PLAN TYPE: METALLIC WELDED SLATS EPOXY  
 FINISHING GREY RAL 7035  
 BILATERAL DEVICES FOR IV POLE & ANGLE LIFTING POLE  
**WARRANTY 3 YEARS FOR MECANIC - 1 YEAR WARRANTY FOR HEAD&FOOT BOARDS & ACCESSORIES**



### MO-4901-00012

#### ZÉPHYR BED STRUCTURE – FLAT BED BASE

HEIGHT FLOOR/ BED BASE = 45 cm - SLEEPING PLAN: 200 X 90 CM - NON DIVISIBLE BED BASE



### OP-4901-2PA

BACK REST ASSISTED BY JACK GAS & MANUAL LEG LIFT

ANGLES MAXIMUMS BACK REST = 70° & LEG LIFT = 26°



### OP-4901-WHEELS

4 WHEELS - DIAMETER 125 MM - INCLUDING 2 WITH BRAKE



### OP-4901-PLA

FLOOR FIXATION BY ATTACHMENT PLATES





## FIXED BED STRUCTURE

METALLIC STRUCTURE WITH INTEGRATED  
HEAD&FOOT BOARDS  
FOOTING IN TUBES ON ATTACHMENT PLATES - EPOXY FINISHING GREY RAL 7035 - LAMINATED PANELS - NATURAL  
BEECH WOOD DECORATION  
SLEEPING PLAN TYPE: METALLIC WELDED SLATS  
**3 YEARS WARRANTY FOR MECANIC - 1 YEAR WARRANTY FOR HEAD&FOOT BOARDS & ACCESSORIES**



### MO-4221-00012

#### CLINIQUE BED STRUCTURE ON ATTACHMENT PLATES - FLAT BED BASE

OVERALL DIMENSIONS = LENGTH 208 CM X WIDTH 99 CM - SLEEPING PLAN : 200 X 90 CM - HEIGHT FLOOR/ BED BASE = 45 CM - NON DIVISIBLE BED BASE – FLAT  
BED BASE - IV POLE DEVICES & LIFTING POLE - WEIGHT : 42 KG



### OP-4221-1P

MANUAL BACK REST ON RACKS (1P)

MAXIMUM BACK REST ANGLE = 70 °



### OP-4221-1PA

BACK REST ASSISTED BY JACK GAS (1PA)

MAXIMUM BACK REST ANGLE = 70 °



### OP-4221-2P

BACK REST & MANUAL LEG LIFTS ON RACKS (2P)

MAXIMUM BACK REST ANGLE = 70 ° / MAXIMUM LEG LIFT  
ANGLE = 26°



### OP-4221-2PA

BACK REST ASSISTED BY JACK GAS &  
MANUAL LEG LIFT (2PA)

MAXIMUM BACK REST ANGLE = 70 ° / MAXIMUM LEG LIFT  
ANGLE = 26°



### OP-4221-WHEELS

FOOTING ON 4 WHEELS - DIAMETER 125 MM -  
INCLUDING 2 WITH BRAKE







## ACCOMPANYING PERSON BED STRUCTURE

SLEEPING PLAN: 80 X 190 CM – WOODEN SLATS IN  
VARNISHED BEECH WOOD OVERALL WIDTH: 80 CM  
OVERALL LENGTH (OPENED BED) = 192 CM  
DIMENSIONS (CLOSED BED) = HEIGHT 106 CM X DEPTH 33 CM  
FOLDABLE BED FRAME – METAL TUBE COATED IN GLOSSY BLUE  
4 WHEELS OMNIDIRECTIONNAL  
DELIVERED WITH FOAM MATTRESS (DENSITY 19 KG/M3 - WIDTH 9 CM / FIRE RESISTANCE CLASS: M4)  
**1 YEAR  
WARRANTY**




MO-4230-00001

### FOLDABLE BED STRUCTURE FOR ACCOMPANYING PERSON

SLEEPING PLAN: 80 X 190 CM – VARNISHED BEECH WOOD SLATS - OVERALL WIDTH:  
80 CM - OVERALL LENGTH (OPENED BED) = 192 CM





**BAMBINO COLLECTION**

The BAMBINO BED is specially adapted for children from 3 to 12 years, characterized by its bed base 160 x 80 cm. And its Mistigri head&foot boards, the bed brings a touch of fantasy and Relativize the medicalization of the care.



## X-TYPE BAMBINO PEDIATRIC BED PACK

COMPLETE BED PACK INCLUDING A BAMBINO BED, A SET OF HEAD&FOOT BOARDS, A SET OF FOLDABLE SIDERAILS, ALIFTING POLE AND A MATTRESS

BED FOR 3 TO 12 YEARS OLD CHILDREN – COMPLIES WITH THE REGULATIONS

ELECTRICAL ADJUSTABLE HEIGHT - ELECTRICAL BACK REST - ELECTRICAL PLICATURE WITH MANUAL LEG LIFT - WIRED REMOTE CONTROL

2 LIFTING POLE DEVICES- 4 IV POLE DEVICES

4 WHEELS WITH BRAKE Ø 100 MM – WALL STOP PROTECTION

EPOXY FINISHING GREY RAL 7035 FOR THE BED BASE & FOOTING

ELECTRICAL EQUIPMENT CLASS 2 - IP66 PROTECTION - MAXIMUM PATIENT WEIGHT: 80 KG

BED WITH MISTIGRI HEAD&FOOT BOARDS AND FOOTING

**5 YEARS WARRANTY FOR ELECTRICAL AND REMOTE CONTROL – 3 YEARS WARRANTY FOR MECANIC PARTS**

**1 YEAR WARRANTY FOR HEAD&FOOT BOARDS & ACCESSORIES**



### PP-4702-00050

#### COMPLETE BAMBINO BED PACK 3PEE WITH MATTRESS (HEAD&FOOT BOARDS BAMBINO)

MAXIMUM HEIGHT: 90 CM / MINIMUM HEIGHT: 29,50 CM - SLEEPING PLAN : 160 X 80 CM  
 - SLEEPING PLAN TYPE: METALLIC WELDED SLATS - NON DIVISIBLE BED BASE -  
 MAXIMUM BACK REST ANGLE = 70 ° - MAXIMUM LEG LIFT ANGLE = 23,50° -  
 UNDER FRAME HEIGHT AVAILABLE = 14,50 CM – WOODEN HEAD&FOOT BOARDS BAMBINO –  
 HOME CARE MATTRESS (FOAM POLYURETHANE/COVER) - PLEXIGLASS SIDERAILS AND  
 ANGLE LIFTING POLE



### OPP-4701-BC

CENTRAL BRAKING OF THE 4 WHEELS  
 WITH 1 DIRECTIONAL WHEEL



### OPP-4701-VER

LOCKING OF ELECTRICAL FUNCTIONS ON THE  
 REMOTE CONTROL



### OPP-4701-2PE

BED WITHOUT KNEE PLICATURE 2PE (RB  
 ELECTRICAL - RJ MANUAL)



### OPP-4300-00002

LIFTING POLE DELIVERED WITH REEL STRAP



## CONFIGUREZ VOTRE PACK À LA CARTE...

AVAILABLE OPTIONS FOR PACK DE BED BAMBINO

SEE ALSO AVAILABLE "ACCESSORIES AND CONNECTED PERIPHERALS" (PAGE 69)



### ACP-4482-00006

SPECIFIC SIDERAILS FOR BAMBINO BED (THE PAIR)

FOLDABLE SIDERAILS WITH HORIZONTAL FITTING (FAST SETUP) FOR BAMBINO BED – INTERIOR FINISHING IN PLEXIGLASS – EPOXY FINISHING TUBES GREY RAL 7035 - BED BASE 160 CM



### ACP-4300-00001

ANGLE LIFTING POLE - EPOXY FINISHING GREY RAL 7035

TUBE DIAMETER 40 MM - HANDLE WITH MANUALLY ADJUSTABLE STRAP



### ACP-4998-00015

HEAD&FOOT BOARDS MISTIGRI BICOLOR WOOD BED WIDTH 80 CM - THE SET

LAMINATED PANELS - CREAMY WOODLINE DECORATION - CARAMBOLE GREEN COATED - FOOT BOARDS WITH TEDDY BEAR HEAD REPRESENTATION



### ACP-4998-00097

HEAD&FOOT BOARDS MISTIGRI BICOLOR WOOD BED WIDTH 80 CM - THE SET

LAMINATED PANELS – TEDDY BEAR HEAD DECORATION AT FOOT BOARD - LAMINATED DECORATION & COATED : CHOICE IN OUR COLOR CHARTS



### ACP-4998-00096

HEAD&FOOT BOARDS MISTIGRI BICOLOR WOOD BED WIDTH 80 CM - THE SET - AUTRES COULEURS

LAMINATED PANELS – LAMINATED DECORATION & COATED - CHOICE OF FINISHING IN OUR COLOR CHARTS



### ACP-4000-00008

HOMECARE MATTRESS FOR BAMBINO BED

DIMENSIONS : 160 X 80 X 14 CM - HEIGHT 14 CM FOR BETTER PATIENT COMFORT - POLYURETHANE FOAM (DENSITY 28 KG/M3) - COVER (POLYURETHANE ENDUCTION) – FIRE RESISTANCE : CRIB 5



### ACP-4000-00043

MATTRESS JUNIOR CLASS II FOR BAMBINO BED

DIMENSIONS: 78 X 158 X 14.50 CM – ON MATTRESS VISCOELASTIC POLYURETHANE FOAM - DENSITY 80 KG/M3 - ON SUPPORT IN HIGH RESILIENCE FOAM - DENSITY 28 KG/M3 (FIRE RESISTANCE CLASS: M4) – DOUBLED FULL COVER WITH ZIPPER POLYURETHANE- MICRO AERATED – DUST MITES RESISTANCE (FIRE RESISTANCE CLASS: CRIB 5) – WEIGHT USE LIMITS = MINIMUM 30 KG / MAXIMUM 100 KG



### X-TYPE BAMBINO PEDIATRIC BED STRUCTURE

BED FOR CHILDREN FROM 3 TO 12 ANS - COMPLIANT WITH MEDICAL REGULATIONS  
ELECTRICAL ADJUSTABLE HEIGHT - ELECTRICAL BACK REST & MANUAL LEG LIFT - WIRED REMOTE CONTROL  
2 LIFTING POLE DEVICES- 4 IV POLE DEVICES  
4 WHEELS WITH BRAKE Ø 100 MM – WALL PROTECTION STOP  
EPOXY FINISHING GREY RAL 7035 FOR THE BED BASE & FOOTING  
ELECTRICAL EQUIPMENT CLASS 2 - PROTECTION IP66 - MAXIMUM PATIENT WEIGHT: 80 KG  
**5 YEARS WARRANTY FOR ELECTRICAL AND REMOTE CONTROL - WARRANTY 3 YEARS FOR MECANIC PARTS**  
**1 YEAR WARRANTY FOR HEAD&FOOT BOARDS & ACCESSORIES**




**MO-4702-00001**

#### **BAMBINO BED STRUCTURE 2PE FOR BIG CHILDREN**

MAXIMUM HEIGHT: 90 CM / MINIMUM HEIGHT: 29,5 CM - SLEEPING PLAN : 160 X 80 CM - SLEEPING PLAN TYPE: METALLIC WELDED SLATS NON DIVISIBLE - BED BASE - MAXIMUM BACK REST ANGLE = 70 ° - MAXIMUM LEG LIFT ANGLE = 23,50° - AVAILABLE UNDER FRAME HEIGHT = 14,50 CM





## AVAILABLE OPTIONS FOR BED BAMBINO

### OP-4701-2PEE

LEG LIFT ELECTRICAL (2PEE)

IMPERATIVE FOR CARE LPP

### OP-4701-3PEE

PLIQUETURE ELECTRICAL DES GENOUX (3PEE)

IMPERATIVE FOR CARE LPP ( MAXIMUM TIGH LIFT ANGLE = 24,50°)

### OP-4701-RAZ

EMERGENCY ANTI TRENDELENBURG POSITION OF BACK REST

### OP-4701-BC

CENTRAL BRAKING OF THE 4 WHEELS

WITH 1 DIRECTIONAL WHEEL

### OP-4701-VER

LOCKING OF ELECTRICALS FUNCTIONS ON REMOTE CONTROL

### OP-4701-RADIO

REMOTE CONTROL WIRELESS (INSTEAD OF THE WIRED REMOTE CONTROL)

### OP-4701-HAB

FOOTING IN WOOD

BED DELIVERED WITHOUT WALL STOP – WOODEN TINT & LAMINATED DECORATION CHOICE IN OUR COLOR CHARTS







## AVAILABLE ACCESSORIES FOR BAMBINO BED

### AC-4300-00001

ANGLE LIFTING POLE EPOXY FINISHING GREY RAL 7035

TUBE Ø 40 MM - EPOXY FINISHING GREY RAL 7035



### AC-4300-00002

ANGLE LIFTING POLE - EPOXY FINISHING GREY RAL 7035 (WITH REEL STRAP)



### AC-4482-00006

SPECIFIC SIDERAILS FOR BAMBINO BAMBINO (THE PAIR)

FOLDABLE SIDERAILS WITH HORIZONTAL FITTING (FAST SETUP) FOR BAMBINO BED - INTERIOR SIDERAILS FINISHING IN PLEXIGLASS - TUBE EPOXY FINISHING GREY RAL 7035 - BED BASE 160 CM



### AC-4998-00014

HEAD&FOOT BOARDS BOIS BICOLOR BAMBINO BED LG 80 CM (WITH FITTINGS) THE SET

LAMINATED PANELS - CREAMY WOODLINE DECORATION - COATED IN CARAMBOLE GREEN



### AC-4998-00015

HEAD&FOOT BOARDS MISTIGRI BICOLOR WOOD BED WIDTH 80CM (WITH FITTINGS) THE SET

LAMINATED PANELS - CREAMY WOODLINE DECORATION - COATED WITH CARAMBOLE GREEN - FOOT BOARDS WITH TEDDY BEAR HEAD REPRESENTATION



### AC-4998-00096

HEAD&FOOT BOARDS BICOLOR WOOD BAMBINO BED LG 80 CM (WITH FITTINGS) THE SET

LAMINATED PANELS - LAMINATED DECORATION & COATED - CHOICE OF FINISHING IN OUR COLOR CHARTS



### AC-4998-00097

HEAD&FOOT BOARDS BICOLOR WOOD BAMBINO BED LG 80 CM (WITH FITTINGS) THE SET

LAMINATED PANELS - TEDDY BEAR HEAD REPRESENTATION - LAMINATED & COATED DECORATION: CHOICE OF FINISHING IN OUR COLOR CHARTS



### AC-4000-00008

HOME CARE MATTRESS FOR BAMBINO BED

DIMENSIONS : 160 X 80 X 14 CM - HEIGHT 14 CM FOR BETTER PATIENT COMFORT - POLYURETHANE FOAM (DENSITY 28 KG/M3) - COVER (POLYURETHANE ENDUCTION) - FIRE RESISTANCE : CRIB 5




### AC-4000-00043

JUNIOR BAMBINO BED MATTRESS CLASS II

DIMENSIONS: 78 X 158 X 14.50 CM - ON MATTRESS VISCOELASTIC POLYURETHANE FOAM - DENSITY 80 KG/M3 - ON SUPPORT IN HIGH RESILIENCE FOAM - DENSITY 28 KG/M3 (FIRE RESISTANCE CLASS: M4) - DOUBLED FULL COVER WITH ZIPPER POLYURETHANE - MICRO AERATED - DUST MITES RESISTANCE (FIRE RESISTANCE CLASS: CRIB 5) - WEIGHT USE LIMITS = MINIMUM 30 KG / MAXIMUM 100 KG







## COLLECTION BED-PARC

Compliant with medical regulations, the crib ensures security and comfort for children (from 6 months to 4 years old). Specially adapted for the pediatric services. This crib is easy to use for nurses.



## CHILDREN CRIB BED STRUCTURE

SLIDING SIDERAILS IN COMPLIANCE WITH ANSM REGULATIONS

FOOTING IN TUBE – WHITE EPOXY FINISHING – TRENDELENBURG AND ANTI TRENDELENBURG POSITION OF BED BASE

MAXIMUM CHILDREN WEIGHT: 25 KG / MAXIMUM CHILDREN SIZE: 1 M  
4 IV POLE DEVICES - 4 WHEELS WITH BRAKE Ø 100 MM SLEEPING PLAN  
WELDED METALLIC GRID

SLIDING SIDERAILS WITH AUTOMATIC LOCKING – SPACE BETWEEN BARS = 60 MM

**WARRANTY 3 YEARS**



### MO-4708-00001

#### CRIB BED STRUCTURE WHITE EPOXY - BED BASE 120 X 60 CM - 2 SLIDING SIDERAILS

HEIGHT FLOOR/ BED BASE = 86,50 CM - SLEEPING PLAN : 120 X 60 CM - DU BED BASE IN TRENDELENBURG POSITION ANGLE = 0 À 7° - HEIGHT BED BASE / RISED SIDERAIL POSITION= 74,50 CM - HEIGHT BED BASE / LOWERED POSITION SIDERAIL = 26,50 CM - WEIGHT : 47 KG



### MO-4708-00005

#### CRIB BED STRUCTURE WHITE EPOXY - BED BASE 150 X 60 CM - 2 SLIDING SIDERAILS

HEIGHT FLOOR/ BED BASE = 86,50 CM - SLEEPING PLAN : 150 X 60 CM - BED BASE IN TRENDELENBURG POSITION ANGLE = 0 À 7° - HEIGHT BED BASE / RISED SIDERAIL POSITION = 74,50 CM - HEIGHT BED BASE / LOWERED POSITION SIDERAIL = 26,50 CM - WEIGHT : 58 KG



### MO-4708-00017

#### CRIB BED STRUCTURE WHITE EPOXY - BED BASE 120 X 60 CM - 2 SLIDING SIDERAILS

HEIGHT FLOOR/ BED BASE = 86,50 CM - SLEEPING PLAN : 120 X 60 CM - BED BASE IN TRENDELENBURG POSITION ANGLE = 0 À 7° - HEIGHT BED BASE / RISED SIDERAIL POSITION = 74,50 CM - HEIGHT BED BASE / LOWERED POSITION SIDERAIL = 26,50 CM - WEIGHT : 52 KG





## AVAILABLE OPTIONS FOR CHILDREN CRIB

### OP-4708-JAUNE

EPOXY FINISHING YELLOW (INSTEAD OF WHITE)

RAL 1017



### OP-4708-ROUGE

EPOXY FINISHING RED (INSTEAD OF WHITE)

RAL 3017



### OP-4708-BLEU

EPOXY FINISHING BLUE (INSTEAD OF WHITE)

RAL 5012



### AC-4000-00029

MATTRESS (FOR CRIB 120 X 60 CM, 2 SLIDING SIDERAILS)

MATTRESS REMOVABLE COVER - DIMENSIONS 120 X 60 X 6 CM - FOAM POLYURETHANE HIGH RESILIENCE 25KG/M3 - LIFT 3KPA - FIRE RESISTANCE CLASS M4 - FULL COVER IN PVC 15/100TH - FIRE RESISTANCE CLASS M1 - IN COMPLIANCE WITH REGULATIONS NF EN 597-1 & NF EN 597-2



### AC-4000-00030

MATTRESS (FOR CRIB PARC 150 X 60 CM, 2 SLIDING SIDERAILS)

MATTRESS REMOVABLE COVER - DIMENSIONS 150 X 60 X 6 CM - FOAM POLYURETHANE HIGH RESILIENCE 25KG/M3 - LIFT 3KPA - FIRE RESISTANCE CLASS M4 - FULL COVER IN PVC 15/100TH - FIRE RESISTANCE CLASS M1 - IN COMPLIANCE WITH REGULATIONS NF EN 597-1 & NF EN 597-2



### AC-4000-00035

MATTRESS (FOR CRIB 4 SLIDING SIDERAILS)

MATTRESS REMOVABLE COVER - DIMENSIONS 128 X 65 X 6 CM - FOAM POLYURETHANE HIGH RESILIENCE 25KG/M3 - LIFT 3KPA - FIRE RESISTANCE CLASS M4 - FULL COVER IN PVC 15/100TH - FIRE RESISTANCE CLASS M1 - IN COMPLIANCE WITH REGULATIONS NF EN 597-1 & NF EN 597-2




### AC-4708-50004

IV TELESCOPIC POLE - 2 HOOKS  
- FOR CRIB 4 SIDERAILS

2 HOOKS





## BABY COT COLLECTION

Ideal for moving the baby in peace, this mobile baby cot has a solid structure. It ensures comfort and safety to the baby.

### STRUCTURE BERCEAU ENFANT

BABY COT WITH TRENDELENBURG  
POSITION (6°)  
TUBE STRUCTURE - WHITE EPOXY FINISHING - WEIGHT: 9 KG  
4 WHEELS Ø 50 MM  
HULL IN TRANSPARENT PLEXIGLASS  
**3 YEARS WARRANTY - MATTRESS 1 YEAR  
WARRANTY**



**MO-4721-00001**

#### TILTING BABY COT STRUCTURE WITH TRANSPARENT PLEXIGLASS HULL

OVERALL LENGTH = 90 CM - OVERALL WIDTH = 41 CM - OVERALL HULL LENGTH = 81,50 CM – OVERALL HULL WIDTH= 36,50 CM – TOTAL HEIGHT (WITHOUT TRENDELENBURG) = 100 CM – TOTAL HEIGHT (WITH TRENDELENBURG) = 106,50 CM – HULL INCLINAISON ANGLE = 6°



**AC-4721-50001**

MATTRESS FOR BABY COT - DIMENSIONS 72 X 32 X 5 CM

HIGH RESILIENCE FOAM IN POLYURETHANE 25KG/M3 – LIFT 3KPA - FIRE RESISTANCE CLASS M4 – INTEGRAL COVER IN PVC 15/100TH - FIRE RESISTANCE CLASS M1 – IN COMPLIANCE WITH REGULATIONS NF EN 597-1 & NF EN 597-2





## HEAD&FOOT BOARDS COLLECTION

Jeu de HEAD&FOOT BOARDS plastique PPS FOR plus de légèreté et de solidité ainsi q'un nettoyage faciBEDé.



## HEAD&FOOT BOARDS FOR BEDS WIDTH 90 CM

HEAD&FOOT BOARDS Collection

1 YEAR  
WARRANTY



### AC-4998-PPSH

HEAD&FOOT BOARDS IN PPS PLASTIC  
ATHENA – VERTICAL FITTING

HEAD&FOOT BOARDS IN VERTICAL FITTING



### AC-4998-00288

HEAD&FOOT BOARDS IN COMPOSITE MATERIAL  
ARIANA - FOR BED WIDTH 90 CM - THE SET

DELIVERED WITH A FIXATION KIT ON BED – 1 FACE SHEET  
DECORATION ON EACH PANEL



### AC-4998-00052

HEAD&FOOT BOARDS IN TUBE FOR BED WIDTH  
90 CM - THE SET

EPOXY FINISHING GREY RAL 7035





### AC-4998-00320

SET OF HEAD&FOOT BOARDS MONTANA P0 WOOD







## OPTIONS & ACCESSORIES COLLECTION

Standard accessories to equip your bed (lateral protections, lifting poles, IV poles ...)

## CLASSIC LATERAL PROTECTIONS

*Siderails collection*



1 YEAR  
WARRANTY



### AC-4481-00002

FOLDABLE SIDERAILS WITH HORIZONTAL FITTING (CAMS TIGHTENING) – THE PAIR

FIXATION BY HORIZONTAL FITTING (CAMS TIGHTENING) - OBLONGS TUBES - EPOXY FINISHING GREY RAL 7042  
\*\*\* SET OF DE SIDERAILS FOR BERING AND NIAGARA BEDS \*\*\*



### AC-4481-00003

FOLDABLE SIDERAILS WITH HORIZONTAL FITTING (CAMS TIGHTENING) - THE PAIR

FIXATION BY HORIZONTAL FITTING (CAMS TIGHTENING) - OBLONGS TUBES - EPOXY FINISHING GREY RAL 7042  
\*\*\* SET OF SIDERAILS FOR ZEPHYR, ATLAS AND CLINIQUE BEDS \*\*\*



### AC-4481-00004

1/2 FOLDABLE SIDERAILS METALLIC WITH HORIZONTAL FITTING (FIXATION BY CLAMPS) - THE PAIR

1/2 FOLDABLE METALLIC SIDERAILS WITH HORIZONTAL FITTING (FIXATION BY CLAMPS) - OBLONGS TUBES - EPOXY FINISHING GREY RAL 7042



### AC-4996-00090

ADDITIONNAL SIDERAILS TO POSITION AT BED FOOTING - (THE PAIR)

TO POSITION AT BED – IN ADDITION TO FOLDABLE SIDERAILS 4481 - \*\*\* NOT COMPATIBLE WITH TIVOLI III BED \*\*\*



### AC-4996-00067

GRIPPING HANDLE – HELPS FOR BED EXIT - (FIXATION BY CLAMPS) – THE UNIT

EPOXY TUBE FINISHING GREY RAL 7035 - \*\*\* NOT COMPATIBLE WITH TIVOLI III BED \*\*\*



### AC-4483-00005

PADED SIDERAILS PROTECTIONS – THE PAIR

COMPATIBLE WITH METALLIC SIDERAILS AND WOODEN SIDERAILS – COMFORTABLE PADDED FABRIC (WIDTH 3 CM) - POLYURETHANE COVER FABRIC 160 G - WHITE - VELCRO SYSTEM OF FIXATION (WIDTH 5 CM) - ON THE LENGTH - PROTECTION ON 156 CM - DIMENSIONS (UNFOLDED) = 156 X 86 CM



## STANDARD MATTRESS - WIDTH 90/100 CM

Standard mattress collection

1 YEAR  
WARRANTY



### AC-4000-00003

SIMPLE CLINIC FOAM MATTRESS

DIMENSIONS : 198 X 86 X 14 CM - POLYURETHANE FOAM IN HIGH RESILIENCE / DENSITY 37 KG/M3 - COVER ENDUCTION POLYURETHANE MOVABLE - ZIPPED ON 2 SIDES - DOUBLE FLAPS



### AC-4000-00041

ACCOMODATION MATTRESS WIDTH 90 CM

DIMENSIONS: 198 X 88 X 14 CM - HEIGHT 14 CM - FULL COVER ZIPPED ON 3 SIDES (POLYURETHANE ENDUCTION) - FIRE RESISTENCE: CRIB 5 - FOAM POLYURETHANE (DENSITY 34 KG/M3)



### AC-4000-00031

VISCOELASTIC CLASS II MATTRESS (FOR BED 200 X 90 CM)

DIMENSIONS: 86 X 194 X 14.50 CM - VISCOELASTIC POLYURETHANE MATTRESS FOAM - DENSITY 80 KG/M3 - HIGH RESILIENCE FOAM - DENSITY 25 KG/M3 (FIRE RESISTANCE CLASS: M4) - FULL DOUBLED COVER POLYURETHANE - MICRO AERATED - DUST MITES RESISTANT (FIRE RESISTANCE: CRIB5) - WEIGHT USE LIMITS = MINIMUM 40 KG / MAXIMUM 100 KG



### AC-4000-00048

WAFFLE MATTRESS

DIMENSIONS : 200 X 90 X 17 CM - WAFFLE CUT MATTRESS - SMOOTH AND AMOVIBLE PLOTS - MULTI-BEARING CAPACITY CUTTING TO LIMIT FRICTION HAZARDS AND SHEARING OF MOST AT RISK AREAS - INTERN AERATION OF THE SUPPORT FOR A BETTER RETURN OF THE FOAM - POLYURETHANE ENDUCTION ON COVER - WEIGHT : 11 KG



### AC-4000-00051

VISCOELASTIC MATTRESS FOR BED WIDTH 100 CM

TOP PART - WIDTH 6 CM : VISCOELASTIC FOAM : 80 KG/M3 - FOAM BASE IN HIGH RESILIENCE - 39 KG/M3 - DÉCOUPE MOVING - COVER (ENDUCTION POLYURETHANE) - FIRE RESISTENCE: CRIB 5 - WIDTH = 14 CM



## MATTRESS FOR LARGE WIDTH BEDS

*Mattresses for XXL Beds  
Collection*



### VISCOELASTIC MATTRESS

TOP PART: WIDTH 6 CM - VISCOELASTIC FOAM 80 KG/M3  
 INFERIOR PART (BASE) IN HIGH RESILIENCE FOAM- 39 KG/M3  
 FIRE RESISTANCE: CRIB 5 - WIDTH = 14 CM  
 1 YEAR WARRANTY



### AC-4000-00049

VISCOELASTIC MATTRESS - WIDTH 120 CM FOR  
 BED XXL

TOP PART - WIDTH 6 CM : VISCOELASTIC FOAM 80  
 KG/M3 - BASE IN HIGH RESILIENCE FOAM - 39  
 KG/M3 - MOVING CUTS - COVER (ENDUCTION  
 POLYURETHANE) - FIRE RESISTANCE: CRIB 5 -

WIDTH = 14 CM



### AC-4000-00050

VISCOELASTIC MATTRESS - WIDTH 140 CM  
 FOR BED XXL

TOP PART - WIDTH 6 CM : VISCOELASTIC FOAM 80  
 KG/M3 - BASE IN HIGH RESILIENCE FOAM - 39  
 KG/M3 - MOVING CUTS - COVER (ENDUCTION  
 POLYURETHANE) - FIRE RESISTANCE: CRIB 5 -


WIDTH = 14 CM



### PATIENT PROTECTION

*Cushioning mat - Protection in case of a fall*

FOLDABLE MAT AND POSSIBLE TO STORE BEHIND HEAD BOARD  
1 YEAR  
WARRANTY



#### AC-LX-MS200

CUSHIONING MAT - PROTECTION IN CASE OF A FALL

DIMENSIONS: 195 X 85 CM - EP. 3 CM - FOLDED  
DIMENSIONS: 65 X 85 - EP. 9 CM - VISCOELASTIC FOAM WITH  
SHAPE MEMORY 80 KG/M3 - POLYURETHANE COVER - FIRE  
RESISTANCE: M1 - WEIGHT : 1 KG





### LIFTING POLES

*A help for the patient mobility*

LIFTING POLES PLACED ON THE HEAD OF THE BED (AT THE RIGHT OR LEFT) EQUIPED WITH A HANDLE WITH OR WITHOUT AUTOMATIC REEL STRAP  
1 YEAR WARRANTY



#### AC-4300-00001

ANGLE LIFTING POLE - EPOXY FINISHING GREY RAL 7035

TUBE Ø 40 MM - EPOXY FINISHING GREY RAL 7035

#### AC-4300-00013

LIFTING POLE ON H BASE

REMOVABLE LIFTING POLE (BLOQUEED ROTATION) - EPOXY FINISHING GREY RAL 7035



#### AC-4300-00002

ANGLE LIFTING POLE - EPOXY FINISHING GREY RAL 7035 (WITH REEL STRAP)



#### AC-4300-00008

DOUBLE LIFTING POLE FOR BED WIDTH 120 CM

EPOXY FINISHING GREY RAL 7035



#### AC-4300-00003

ANGLE LIFTING POLE - EPOXY FINISHING ALUMINIUM GREY

TUBE Ø 40 MM

#### AC-4300-00009

DOUBLE LIFTING POLE FOR BED WIDTH 140 CM

EPOXY FINISHING GREY RAL 7035



#### AC-4300-00004

ANGLE LIFTING POLE - EPOXY FINISHING ALUMINIUM GREY (WITH REEL STRAP)


TUBE Ø 40 MM



### IV POLE AND IV STAND

*Placed on bed head, at the right or left*

THE IV POLE WITH PLASTIC HOOKS ENABLES TO HANG FLACONS OR POCKETS TO PLACE ABOVE THE PATIENT.  
THE IV STAND WITH WHEELS ADAPTS PERFECTLY TO ANY MEDICALIZED INSTALLATIONS  
1 YEAR WARRANTY



#### AC-4996-00006

IV POLE (2 HOOKS)  
CHROMED FINISHING

#### AC-4996-00032

TELESCOPIC IV POLE (2 HOOKS)  
CHROMED FINISHING

#### AC-4996-00031

IV POLE (4 HOOKS)  
CHROMED FINISHING

#### AC-4996-00033

TELESCOPIC IV POLE (4 HOOKS)  
CHROMED FINISHING

#### AC-4996-00034

IV STAND ON WHEELS (2 HOOKS)  
STAR FOOTING - EPOXY TUBE FINISHING GREY RAL 7035 -  
SLIDING IV STAND - CHROMED FINISHING



#### AC-4996-00036

WHITE IV STAND ON WHEELS (2 HOOKS)  
STAR FOOTING - EPOXY TUBE FINISHING WHITE - SLIDING  
IV STAND - CHROMED FINISHING



#### AC-4996-00037

YELLOW IV STAND ON WHEELS (2 HOOKS)  
STAR FOOTING - EPOXY TUBE FINISHING YELLOW - SLIDING  
IV STAND - CHROMED FINISHING



#### AC-4996-00038

RED IV STAND ON WHEELS (2 HOOKS)  
STAR FOOTING - EPOXY TUBE FINISHING RED - SLIDING IV  
STAND - CHROMED FINISHING



#### AC-4996-00039

BLUE IV STAND ON WHEELS (2 HOOKS)  
STAR FOOTING - EPOXY TUBE FINISHING BLUE - SLIDING IV  
STAND - CHROMED FINISHING

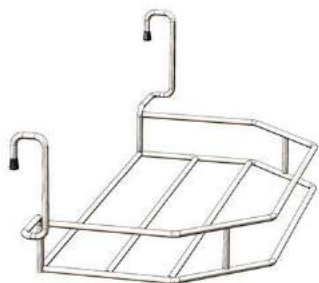


#### OP-4996-4CRO

4 HOOKS OPTION ON IV STAND







### CONTAINER HOLDER

Container holder to place on bed frame on both top sides of the bed.

1 YEAR  
WARRANTY



#### AC-4996-00018

URINE POCKET HOLDER  
CHROMED FINISHING



#### AC-4996-00045

URINAL HOLDER  
CHROMED FINISHING



#### AC-4996-00120

BASIN HOLDER  
CHROMED FINISHING



#### AC-4996-00003

UNIVERSAL BASIN HOLDER (ADAPTATION ON  
HEAD&FOOT BOARDS)  
CHROMED FINISHING



#### AC-4996-00046

BASIN HOLDER WITH WALL SUPPORT  
CHROMED FINISHING



#### AC-4996-00080

SUPPORT REMOTE CONTROL ON FLEXIBLE







## BED SIDE

CAISSON AND FACADES IN PARTICLE PANELS - WIDTH 19 MM - 2 FACES IN LAMINATED DECORATION - TOP PLATE WITH PANELS IN PARTICLES AND A PLASTIC PROTECTION - WIDTH 19 MM - ABS EDGES DRAWERS ON METALLIC SLIDERS WITH ROLLERS - PARTIAL OPENING  
 CURVED PLASTIC HANDLES SILVER – DOOR OPENING 110°  
 4 CASTORS DIAMETER 50 MM  
 1 YEAR WARRANTY



### MO-MA-CH702-1-SO

#### LOW BEDSIDE TABLE - 1 DRAWER - 1 DOOR - ARTEAH

DIMENSIONS (WITHOUT PROTECTION PEDESTAL): L40, 5 X H80, 5 X P46 CM - 1 DRAWER + 1 DOOR- WEIGHT : 25 KG



### MO-MA-CH702-3-SO

#### LOW BEDSIDE TABLE - 1 DRAWER - 1 LOCKER - ARTEAH

DIMENSIONS (WITHOUT PROTECTION PEDESTAL): L40, 5 X H80, 5 X P46 CM - 1 DRAWER + 1 SLIDING LOCKER - WEIGHT: 25 KG



### MO-MA-CH702-S-SO

#### SECURED LOW BEDSIDE TABLE - 1 DRAWER - 1 DOOR - ARTEAH

DIMENSIONS (WITHOUT PROTECTION PEDESTAL) : L40,5 X H80,5 X P45 CM – SECURED BEDSIDE TABLE - 1 DRAWER + 1 DOOR – FIXED SHELVES INSIDE THE BEDSIDE TABLE – PEDESTAL PROTECTION IN POLYURETHANE FOAM - WEIGHT : 25 KG





## DRESSER

CAISSON AND FACADES IN PARTICLE PANELS - WIDTH 19 MM - 2 FACES IN LAMINATED DECORATION - ABS EDGES TOP PLATE IN PARTICLE PANELS WITH LAMINATED DECORATION - WIDTH 19 MM - ABS EDGES DRAWER ON METALLIC SLIDES WITH ROLLERS - PARTIAL OPENING - ANTI-TILT SYSTEM  
 CURVED PLASTIC HANDLES SILVER  
 4 CYLINDRIC PLASTIC FEET WITH ADJUSTABLE RUNNERS - METAL GREY FINISHING  
 1 YEAR WARRANTY



### MO-MA-CM702-1-SO

#### DRESSER 3 DRAWERS - ARTEAH

DIMENSIONS : L89,8 X H77,4 X P50,6 CM - ARTEAH DRESSER- CAISSON AND LAMINATED FACADES - 3 BIG DRAWERS - ABS EDGES - PLASTIC FEET METAL GREY FINISHING - WEIGHT : 55 KG



### MO-MA-CM702-2-SO

#### DRESSER 4 DRAWERS - ARTEAH

DIMENSIONS : L89,8 X H77,4 X P50,6 CM - ARTEAH DRESSER- LAMINATED CAISSON AND FACADES- 2 BIG LOW DRAWERS - 2 SMALL TOP DRAWERS - ABS EDGES - PLASTICS FEET SILVER GREY FINISHING - WEIGHT : 55 KG





### DESK

CAISSON AND FACADES IN PARTICLE PANELS - WIDTH 19 MM - 2 FACES IN LAMINATED DECORATION - ABS EDGES TOP  
PLATE IN PARTICLE PANELS WITH LAMINATED DECORATION - WIDTH 19 MM - ABS EDGES DRAWER ON METALLIC SLIDES  
WITH ROLLERS - PARTIAL OPENING - ANTI-TILT SYSTEM  
CURVED PLASTIC HANDLES SILVER  
4 CYLINDRIC PLASTIC FEET WITH ADJUSTABLE RUNNERS - METAL GREY FINISHING  
1 YEAR WARRANTY



### MO-MA-BU702-SO

#### DESK - 3 DRAWERS - ARTEAH

DIMENSIONS : L135 X H77 X P50,5 CM - ARTEAH DESK - LAMINATED CAISSON AND  
FACADES - 3 DRAWERS - ABS EDGES - PLASTIC FEET IN SILVER GREY FINISHING -  
WEIGHT : 40 KG





## CLOSET

CAISSON AND FACADES IN PARTICLE PANELS - WIDTH 19 MM - 2 FACES IN LAMINATED DECORATION - ABS EDGES TOP  
 PLATE IN PARTICLE PANELS WITH LAMINATED DECORATION - WIDTH 19 MM - ABS EDGES DRAWER ON METALLIC SLIDES  
 WITH ROLLERS - PARTIAL OPENING - ANTI-TILT SYSTEM  
 CURVED PLASTIC HANDLES SILVER  
 4 CYLINDRIC PLASTIC FEET WITH ADJUSTABLE RUNNERS - METAL GREY FINISHING  
 1 YEAR WARRANTY



### MO-MA-AR702-SO

#### SMALL CLOSET - 2 DOORS - ARTEAH - WIDTH 60 CM

DIMENSIONS: L89,8 X H177 X P57 CM - ARTEAH CLOSET - LAMINATED CAISSON  
 AND FACADE - 2 DOORS - ABS EDGES - PLASTIC FEET SILVER GREY FINISHING -  
 WEIGHT : 65 KG



### MO-MA-AR712-SO

#### WIDE CLOSET - 2 DOORS- ARTEAH - WIDTH 90 CM

DIMENSIONS: L89,8 X H177 X P57 CM - ARTEAH CLOSET - LAMINATED CAISSON  
 AND FAÇADE - 2 DOORS - ABS EDGES - PLASTIC FEET IN SILVER GREY FINISHING -  
 WEIGHT : 80 KG



### ROOM TABLE



TOP PLATE IN PARTICLE WITH LAMINATED DECORATION – WIDTH 19 MM – ABS EDGES  
CYLINDRICAL METAL FEET IN TUBES WITH VOLCANIC BLACK EPOXY PAINT  
1 YEAR WARRANTY



#### MO-MA-TA242-SO

##### ROOM TABLE WITH SIDE CLEARANCE - 800 X 500 MM

DIMENSIONS : L80 X H76 X P50 CM - TOP PLATE IN LAMINATED DECORATION - ABS SIDES EDGES- PARTICLE PANELS- WIDTH 19MM – 2 LAMINATED FACES - ABS EDGES– FOOTING IN METAL TUBES D32MM - EPOXY FINISHING PAINT- WEIGHT : 11.5 KG



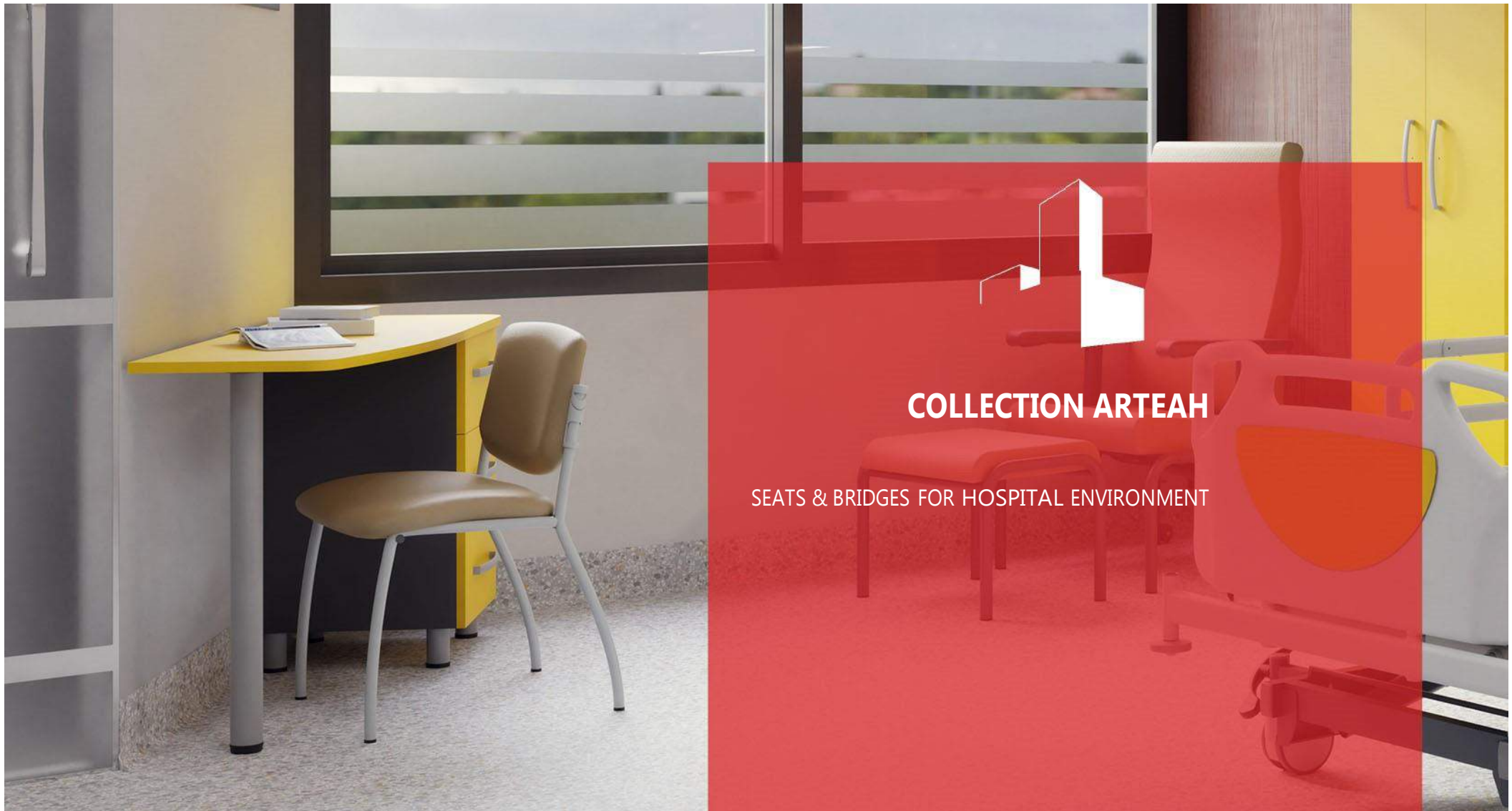
#### MO-MA-TA212-SO

##### ROOM TABLE - 800 X 500 MM

DIMENSIONS: L80 X H76 X P50 CM - IN LAMINATED DECORATION- ABS SIDES EDGES - PARTICLE PANELS - WIDTH 19MM - 2 LAMINATED FACES - ABS EDGES – FOOTING IN METAL TUBES D32MM - EPOXY FINISHING PAINT-- WEIGHT : 11.5 KG







**COLLECTION ARTEAH**

SEATS & BRIDGES FOR HOSPITAL ENVIRONMENT



### CHAISE & BRIDGES METAL

*METAL SEATS RANGE FOR HOSPITAL ENVIRONMENT*

METALLIC STRUCTURE IN STEEL TUBES - DIAMETER 22 MM  
 EPOXY FINISHING IN LIGHT GREY PAINT  
 SEATING STRUCTURE AND BACK PANEL IN BEECH WOOD  
 NON STAINING & NON SLIPPING PADS  
 1 YEAR  
 WARRANTY



#### MO-FA700

##### SEAT – METAL STRUCTURE

DIMENSIONS : H80 X L52 X P55 CM – STACKABLE CHAIR - WEIGHT : 5.7 KG



#### MO-FA700-BR

##### BRIDGE – METAL STRUCTURE - POLYPROPYLENE ARMREST

DIMENSIONS: H80 X L52 X P55 CM – STACKABLE BRIDGES- POLYPROPYLÈNE  
 ARMREST - WEIGHT : 7 KG




#### MO-FA701-BR

##### BRIDGE – METAL STRUCTURE – POLYURETHANE ARMREST

DIMENSIONS: H80 X L52 X P55 CM - SEATS AND BACKRESTS IN POLYURETHANE  
 FOAM - WIDTH 30MM – POLYURETHANE ARMREST - WEIGHT: 7  
 KG





### FURNITURE OPTIONS COLLECTION

Choice of options allowing a configuration as close as possible to the patients and caregivers needs.

### BEDSIDE TABLES OPTIONS - ARTEAH COLLECTIONS

DIFFERENT TYPE OF OPTIONS FOR BEDSIDE TABLES



#### OP-M-350-SR

LOCKER FOR BEDSIDE TABLE DRAWER

LOCKER AT THE TABLE SIDE - DELIVERED WITH 2 FOLDABLE KEYS



#### OP-M-CH-T-BAC

ABS TRAY IN ADDITION FOR LOWER PART OF THE SLIDING CAISSON



#### OP-M-202-CH-5-MELA

LAMINATED TOP PLATE WITH ABS EDGES



#### OP-M-600-AP-CH-MA

4 PLASTIC FEET IN METALLIC GREY



#### OP-M-600-RF-CH

4 CASTORS WITH BRAKES - DIAMETER 50 MM



#### OP-M-600-APR-CH-MA

2 FRONT PLASTIC FEET - 2 BACK CASTORS



#### OP-M-CH-PORTE-C

CANE HOLDER FOR BEDSIDE TABLE  
CANE HOLDER FOR BEDSIDE TABLE



#### OP-M-700-CH-PB

PLASTIC BOTTLE HOLDER



#### OP-M-700-CH-SM

MAGAZINE SUPPORT



### FURNITURE OPTIONS- ARTEAH COLLECTIONS

DIFFERENT TYPE OF OPTIONS FOR FURNITURE OTHER THAN BESIDE TABLES



#### OP-M-700-AR-C

FIXED METAL SAFE FOR CLOSET

#### OP-M-700-AR-T

INTERIOR DRAWER FOR CLOSET WITH LOCKER



#### OP-M-ACC-MUR

WALL FIXATION DEVICE - ANTI-TILTING



#### OP-M-AR-270-OR

270 DEGREES DOOR OPENING FOR CLOSET



#### OP-M-AR-350-SR

LOCKER FOR CLOSET DOOR

DELIVERED WITH 2 FOLDABLE KEYS



#### OP-M-CM-350-SR

SERRURE FOR TIROIR DE COMMODE

LOCKER FOR DRESSER DRAWER - DELIVERED WITH 2 FOLDABLE KEYS




#### OP-M-AR-MIROIR

INTERIOR MIRROR FOR CLOSET L 129 X L 24,5 CM

MIROIR INTERIEUR L. 129 X L. 24,5 CM





## OVERBED TABLES COLLECTION

Movable overbed tables for beds and armchairs.



### MOVABLE OVERBED TABLE

MOVABLE OVERBED TABLES FOR BEDS AND/OR  
ARMCHAIRS

ADJUSTABLE HEIGHT ASSISTED BY JACK GAS - AMPLITUDE OF 75 MM TO 109 MM  
ADMISSIBLE MAXIMUM WEIGHT: 25 KG - CASTORS DIAMETER 50 MM  
ELEVATION SYSTEM BY COLUMN (FIX AND MOBILE) ASSISTED BY JACK GAS OF 50N  
CONTROLLED BY A LARGE ERGONOMIC HANDLE PLACED UNDER THE PLATE AT THE COLUMN SIDE  
TUBE FOOTING IN STEEL - DIAMETER 50 MM – EPOXY PAINT  
MAIN BOARD INCLINATION (FOR RECLINING OVERBED TABLE) BY RACKS (6 POSITIONS FROM 0° TO 42°)  
1 YEAR WARRANTY



### MO-4813-00007

**OVERBED TABLE – RECLINING MAIN BOARD + PLASTIC TRAY  
LATERAL PLASTIC - FOOTING IN C – ABS EDGES - ADJUSTABLE  
HEIGHT**

DIMENSIONS: L95 X H75/109 X P45 CM – PLATE IN PARTICLE PANELS – LAMINATED  
TOP FACE - EP.19MM - ABS EDGES- 1 SETTING STICK - WEIGHT: 18.5 KG



### MO-4813-00008

**OVERBED TABLE - ABS RECLINING MAIN BOARD + LATERAL FIXED  
BOARD IN WHITE ABS - FOOTING C**

DIMENSIONS: L95 X H75/109 X P45 CM – BOARD IN PARTICLE PANELS  
WIDTH 16MM COVERED WITH A PLASTIC BOARD IN THERMOFORMED ABS- WEIGHT :  
18.5 KG









### RELAXING ARMCHAIR IN STEEL

RELAXING ARMCHAIR RANGE IN STEEL FOR HOSPITAL ENVIRONMENT

METAL STRUCTURE IN STEEL TUBES – VOLCANIC BLACK EPOXY FINISHING PAINT  
1 YEAR WARRANTY



#### MO-FA700-PRE+

##### RELAXING ARMCHAIR IN STEEL – RECLINING BACKREST – FIXED ARMRESTS

DIMENSIONS: L68 X H119 X P69 CM – SEAT AND BACKREST IN POLYURETHANE FOAM – REINFORCED INTERIOR IN PLYWOOD – MAXIMUM PATIENT WEIGHT: 135KG - WEIGHT: 19 KG



#### MO-FA750-PRE+

##### RELAXING ARMCHAIR IN STEEL – RECLINING BACKREST – HEIGHT ADJUSTABLE ARMRESTS

DIMENSIONS: L68 X H119 X P69 CM - SEAT AND BACKREST IN POLYURETHANE FOAM - REINFORCED INTERIOR IN PLYWOOD - MAXIMUM PATIENT WEIGHT : 135KG - WEIGHT: 21 KG



#### MO-FA750-ABS

##### RELAXING ARMCHAIR IN STEEL- RECLINING BACKREST ET SYNCHRONIZED WITH THE SEATTING - HEIGHT ADJUSTABLE ARMRESTS

DIMENSIONS: L68 X H119 X P69 CM - SEAT AND BACKREST IN POLYURETHANE FOAM - REINFORCED INTERIOR IN PLYWOOD - MAXIMUM PATIENT WEIGHT: 135KG - WEIGHT: 27.5 KG



### FOOTREST IN METAL

RANGE OF METAL FOOTREST FOR HOSPITAL ENVIRONMENT

METALLIC STRUCTURE IN STEEL TUBES – VOLCANIC BLACK EPOXY FINISHING PAINT  
1 YEAR WARRANTY



### MO-FA-POUF-IN

#### POUF INCLINABLE - 6 POSITIONS

DIMENSIONS: L53 X H42 X P43 CM – SEAT IN POLYURETHANE FOAM –  
REINFORCED INTERIOR IN PLYWOOD - MAXIMUM PATIENT WEIGHT: 135KG -  
WEIGHT: 5.3 KG




### MO-FA-POUF

#### POUF FIXE

DIMENSIONS: L53 X H42 X P43 CM - SEAT IN POLYURETHANE FOAM -  
REINFORCED INTERIOR IN PLYWOOD - MAXIMUM PATIENT WEIGHT: 135KG -  
WEIGHT: 5.3 KG





## BARIATRIC FURNITURE COLLECTION

With the growth of obesity, health care providers must prepare to welcome overweight patients. This collection is designed to ensure the comfort and tranquility of obese people (SWL = 270 kg).



### FURNITURE, CHAIRS & SEATS IN METAL STRUCTURE

EPOXY FINISHING TUBE STRUCTURE GREY RAL 7035 – LAMINATED FABRIC AND DECORATION SEE CHOICE IN OUR COLOR CHARTS

1 YEAR  
WARRANTY



#### MO-6198-00001

##### BARIATRIC TUBE BRIDGE

OVERALL WIDTH: 95 CM (WIDTH BETWEEN ARMRESTS: 78 CM) - HEIGHT : 87 CM (HEIGHT FLOOR / SEAT = 51 CM) - OVERALL DEPTH: 71 CM (SEATING DEPTH: 48 CM) – SEATING WIDTH: 81 CM – SWL = 270 kg. - 4 NON STAINING PADS IN POLYAMIDE – ARMRESTS IN TUBES – IN POLYURETHANE FOAM – ERGONOMIC AND COMFORTABLE – PU BULTEK FOAM HR MOLDED (DENSITY 42 KG/M3 – AVERAGE WIDTH 85 MM) – BACKREST – MOLDED PU BULTEK HR FOAM (DENSITY 36 KG/M3 - WIDTH 55 MM) - PVC COATED FABRIC - CLASS M1 - WEIGHT: 22 KG



#### MO-6128-00001

##### FAUTEUIL DE REPOS BARIATRIC

OVERALL WIDTH: 92.5 CM (WIDTH BETWEEN ARMRESTS: 78.50 CM) - HEIGHT: 127 CM (HEIGHT FLOOR / SEAT = 53 CM) - MAXIMUM HEIGHT. ARMRESTS/SEATING: 23 CM - OVERALL DEPTH: 83 CM (SEATING DEPTH: 51 CM) - SWL = 270 KG. - PATINS EN POLYETHYLENE WITH BACK CASTORS FOR EASIER MOVING – ADJUSTABLE ARMRESTS & RETRACTABLE WIDELY SIZED FOR A BETTER MAINTENANCE OF THE FOREARM WITH EXTREMITY BEFORE PRETENSION (FOAM POLYURETHANE) – RECLINING BACKREST BY JACK GAS WITH INTEGRATED HEAD REST (FOAM PU BULTEK HR - DENSITY 36 KG/M3 – BACKREST WIDTH: 55 MM - HEADREST : 85 MM) – INITIAL INCLINATION POSITION : - 20 ° / MAXIMAL INCLINATION POSITION : - 40° - ERGONOMIC AND COMFORTABLE SEATING (MOLDED PU BULTEK HR FOAM - DENSITY 42 KG/M3 – AVERAGE WIDTH 85 MM) - WEIGHT : 42 KG



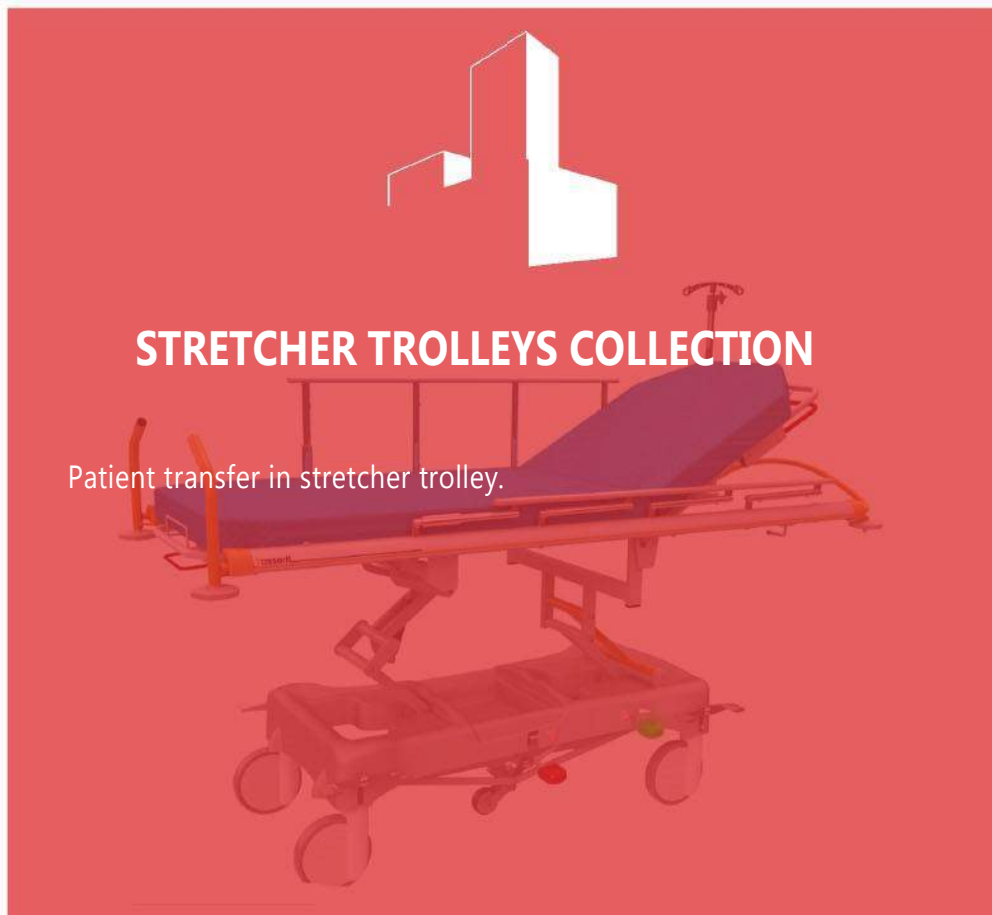
#### MO-5648-00001

##### BARIATRIC TABLE WITH LATERAL CLEARANCE

HEIGHT FLOOR/BOARD = 78 CM – BOARD 110 X 60 CM – LAMINATED BOARD - JONC PVC 3 MM – CHOICE OF DECORATION IN OUR COLOR CHARTS – BOARD CUT FOR ABDOMEN PASSAGE - WEIGHT : 16 KG







**STRETCHER TROLLEYS COLLECTION**

Patient transfer in stretcher trolley.



### FIXUS STRETCHER TROLLEY

*STRETCHER TROLLEY WITH FIXED HEIGHT*

FIXE HEIGHT TROLLEY 76 CM (WITHOUT MATTRESS)

SWL: 200 KG - 3 WHEELS WITH BRAKE Ø150 MM - 1 DIRECTIONAL WHEEL Ø150 MM

STRATIFIED COMPACT SLEEPING PLAN RADIO- TRANSLUCENT WITH STRAP MAINTENANCE DEVICES

ASSISTED BACK REST BY JACK GAS – FOLDABLE AND PROTECTING SIDERAILS

REMOVABLE MATTRESS - WIDTH 8 CM – PVC COATED FABRIC M1 – PUSHING BAR AT HEAD AND FEET – 4 ANGLE BUMPERS

8 IV POLE DEVICES - IV POLE 2 HOOKS

**3 YEARS WARRANTY FOR THE STRETCHER - 1 YEAR FOR THE MATTRESS**



### ST-2040-L60

#### FIXED STRETCHER TROLLEY - WIDTH 60 CM

OVERALL DIMENSIONS: 211 X 75 CM - DIMENSIONS SLEEPING PLAN 188 X 60 CM - SWL: 200 KG







### ALUROLL STRETCHER TROLLEY

ALUROLL STRETCHER TROLLEY WITH HYDRAULIC ADJUSTABLE HEIGHT

HYDRAULIC ADJUSTABLE HEIGHT – CONTROLLED BY BILATERAL PEDALS 60 TO 88 CM (WITHOUT MATTRESS)  
 4 WHEELS Ø 200 MM WITH CENTRAL BLOCKING (2 DIRECTIONAL WHEELS - 4 PEDALS)  
 STRATIFIED COMPACT SLEEPING PLAN RADIOTRANSLUCENT WITH STRAPS MAINTENANCE DEVICES  
 BACK REST ASSISTED BY JACK GAS – FOLDABLE PROTECTING SIDERAILS  
 REMOVABLE MATTRESS - WIDTH 8 CM – PVC COATED FABRIC M1  
 FIXED PUSHING BARS AT HEAD AND FEET EQUIPED WITH 4 ROTATING ANGLE BUMPERS  
 8 IV POLE DEVICES – TELESCOPIC & RETRACTABLE IV POLE - 2 HOOKS  
**WARRANTY 3 YEARS FOR THE STRETCHER - 1 YEAR FOR THE MATTRESS**



#### ST-2020-L50

##### STRETCHER TROLLEY ALUROLL L50

OVERALL DIMENSIONS: 211 X 65 CM - DIMENSIONS SLEEPING PLAN 188 X 50 CM  
 - SWL: 200 KG



#### ST-2020-L60

##### STRETCHER TROLLEY ALUROLL L60

OVERALL DIMENSIONS: 211 X 75 CM - DIMENSIONS SLEEPING PLAN 188 X 60 CM  
 - SWL: 200 KG



#### ST-2020-L70

##### STRETCHER TROLLEY ALUROLL L70

OVERALL DIMENSIONS: 211 X 85 CM - DIMENSIONS SLEEPING PLAN 188 X 70 CM  
 - SWL: 200 KG



#### ST-2020-L80

##### STRETCHER TROLLEY ALUROLL L80

OVERALL DIMENSIONS: 211 X 95 CM - DIMENSIONS SLEEPING PLAN 188 X 80 CM  
 - SWL: 200 KG





### STRETCHER TROLLEY EASYROLL

STRETCHER TROLLEY EASYROLL WITH HYDRAULIC ADJUSTABLE HEIGHT – THERMOFORMED COATING

HYDRAULIC ADJUSTABLE HEIGHT – CONTROLLED BY BILATERAL PEDALS 60 TO 88 CM (WITHOUT MATTRESS)  
 4 WHEELS - Ø 200 MM WITH CENTRAL BLOCKING (2 DIRECTIONAL WHEELS - 4 PEDALS)  
 STRATIFIED COMPACT SLEEPING PLAN RADIO-TRANSLUCENT WITH STRAPS MAINTENANCE DEVICES  
 BACK REST ASSISTED BY JACK GAS – FOLDABLE PROTECTING SIDERAILS  
 MATTRESS MOVABLE - WIDTH 8 CM - PVC COATED FABRIC M1  
 FIXED PUSHING BARS AT HEAD AND FEET EQUIPED WITH 4 ROTATING ANGLE BUMPERS  
 8 IV POLE DEVICES – TELESCOPIC & RETRACTABLE IV POLE - 2 HOOKS – THERMOFORMED COATING  
**3 YEARS WARRANTY FOR THE STRETCHER - 1 YEAR FOR THE MATTRESS**



#### ST-2030-L50

##### STRETCHER TROLLEY EASYROLL L50

OVERALL DIMENSIONS: 211 X 65 CM - DIMENSIONS SLEEPING PLAN 188 X 50 CM  
 - SWL: 200 KG



#### ST-2030-L60

##### STRETCHER TROLLEY EASYROLL L60

OVERALL DIMENSIONS: 211 X 75 CM - DIMENSIONS SLEEPING PLAN 188 X 60 CM  
 - SWL: 200 KG



#### ST-2030-L70

##### STRETCHER TROLLEY EASYROLL L70

OVERALL DIMENSIONS: 211 X 85 CM - DIMENSIONS SLEEPING PLAN 188 X 70 CM  
 - SWL: 200 KG



#### ST-2030-L80

##### STRETCHER TROLLEY EASYROLL L80

OVERALL DIMENSIONS: 211 X 95 CM - DIMENSIONS SLEEPING PLAN 188 X 80 CM  
 - SWL: 200 KG



### EMERGENCY STRETCHER TROLLEY

EMERGENCY STRETCHER TROLLEY WITH HYDRAULIC ADJUSTABLE HEIGHT – THERMOFORMED COATING

HYDRAULIC ADJUSTABLE HEIGHT CONTROLLED BY BILATERAL PEDALS (56,5 TO 89 CM WITHOUT MATTRESS) ON 2 COLUMNS  
 4 WHEELS Ø 200 MM WITH CENTRAL BLOCKING AND 5TH DIRECTIONAL WHEEL  
 STRATIFIED COMPACT SLEEPING PLAN RADIO-TRANSLUCENT WITH STRAPS FOR MAINTENANCE DEVICES.  
 TRENDLENBURG/ANTI-TRENDLENBURG ASSISTED – MAXIMUM ANGLE 18° - BACK REST ASSISTED BY JACK GAS – FOLDABLE SIDERAILS  
 MATTRESS VISCO - WIDTH 12 CM PVC COATED FABRIC M1 – RETRACTABLE PUSHING BARS AT HEAD & FEET – 4 ANGLE BUMPERS  
 8 IV POLE DEVICES – TELESCOPIC & RETRACTABLE IV POLE - 2 HOOKS  
 THERMOFORMED COATING WITH PLACE FOR PERSONAL BELONGINGS AND O<sup>2</sup>  
**WARRANTY 3 YEARS FOR THE STRETCHER - 1 YEAR FOR THE MATTRESS**



#### ST-2052-L70

##### EMERGENCY STRETCHER TROLLEY- WIDTH 70 CM

OVERALL DIMENSIONS: 214 X 94 CM - DIMENSIONS DE SLEEPING PLAN 195 X 70 CM  
 - SWL: 230 KG



#### ST-2052-L60

##### EMERGENCY STRETCHER TROLLEY - WIDTH 60 CM

OVERALL DIMENSIONS: 214 X 94 CM - DIMENSIONS DE SLEEPING PLAN 195 X 60 CM  
 - SWL: 230 KG



## STRETCHER TROLLEY : OPTIONS



**OP-2020-Q41**  
HEAD FIXED HANDLES

**OP-2020-Q42**  
FEET FIXED HANDLES

**OP-2020-Q54**  
HEAD RETRACTABLE HANDLES

**OP-2020-Q55**  
FEET RETRACTABLE HANDLES



**OP-2020-Q40**  
COVER FOR ALUROLL STRETCHER

**OP-2020-Q49**  
OXYGEN BOTTLE HOLDER

**OP-2020-Q56**  
HOSE FOR SURGICAL SCOPE

**OP-2020-Q53**  
ACCESSORIES HOLDER ON A RAIL



**OP-2020-Q44-150**  
CASTORS DIAMETER 150MM

**OP-2020-Q43**  
5TH DIRECTIONAL CASTOR

**OP-2020-Q39**  
TRENDELENBURG /ANTI TRENDELENBURG





### STRETCHER TROLLEY : ACCESSORIES

#### AC-2020-Q52

ARMREST

#### AC-2020-25136

CASSETTE HOLDER (EXCEPT FOR WIDTH 50 CM)

#### AC-2020-25137

SET OF ADAPTABLE HOOKS FIXE ON STRINGER

#### AC-2020-25043

PAPER ROLL HOLDER AT FOOT

#### AC-2020-25034-L50

SCOPE WITH TRAY HOLDER - WIDTH 50 CM

#### AC-2020-25034-L60

SCOPE WITH TRAY HOLDER - WIDTH 60 CM

#### AC-2020-25034-L70

SCOPE WITH TRAY HOLDER - WIDTH 70 CM

#### AC-2020-25034-L80

SCOPE WITH TRAY HOLDER - WIDTH 80 CM

### STRETCHER TROLLEY: MATTRESS



#### AC-2020-Q50-MAT-V50

MATTRESS 190 X 50CM - EP 12CM  
- VISCOELASTIC



#### AC-2020-Q50-MAT-V60

MATTRESS 190 X 60CM - EP 12CM  
- VISCOELASTIC



#### AC-2020-Q50-MAT-V70

MATTRESS 190 X 70CM - EP 12CM  
- VISCOELASTIC



#### AC-2020-Q50-MAT-V80

MATTRESS 190 X 80CM - EP 12CM  
- VISCOELASTIC





**STRETCHER TROLLEY COLLECTION**

Patient transfer in Stretcher Trolley





## STRETCHER TROLLEY

BLACK SADDLERY- HYDRAULIC ADJUSTABLE HEIGHT - 4 WHEELS Ø 125 MM 2 WITH BRAKE  
 MULTIPOSITION BACK REST WITH RACKS - FOLDABLE SIDERAILS  
 AUTOMATIC LOCKING - 4 ANGLE BUMPERS  
**WARRANTY 3 YEARS & 1 YEARS FOR THE MATTRESS**



**MO-2007-00001**

### STRETCHER TROLLEY WITH ADJUSTABLE HEIGHT

OVERALL DIMENSIONS: 206 X 64 CM - WEIGHT: 65 KG - MAXIMUM HEIGHT (FLOOR/MATTRESS): 935 MM / MINIMUM HEIGHT ((FLOOR/MATTRESS) : 740 MM - HEIGHT MATTRESS/TOP OF SIDERAILS : 250 MM - 4 WHEELS - DIAMETER 125 MM



**OP-2007-150**

4 WHEELS DIAMETER 150 MM (INSTEAD OF WHEELS DIAMETER 125 MM)



**OP-2007-BC**

CENTRAL BRAKING OF THE 4 WHEELS - WITH 1 DIRECTIONAL WHEEL (WHEELS DIAMETER 125 MM)



**OP-2007-BC150**

CENTRAL BRAKING OF THE 4 WHEELS - WITH 1 DIRECTIONAL WHEEL (WHEELS DIAMETER 150 MM)



**AC-2007-50000**


BELONGINGS HOLDER



**AC-4996-00006**

IV POLE 2 HOOKS





## SHOWER TROLLEY COLLECTION

A transfer solution for the patient bathing

### SHOWER TROLLEY



HYDRAULIC ADJUSTABLE HEIGHT (4 WHEELS WITH BRAKE Ø 150 MM) – STRATIFIED COMPACT SLEEPING PLAN (200 X 65 CM) INTEGRAL MATTRESS WITH DRAIN SYSTEM/MOVABLE HEAD CUSHION  
 LATERAL RETRACTABLE SIDERAILS UNDER THE SLEEPING PLAN – REMOVABLE HEAD&FOOT BOARDS  
**WARRANTY 2 YEARS AND 1 YEAR FOR THE MATTRESS**



#### MO-2011-00001

##### SHOWER TROLLEY

MAXIMUM HEIGHT (FLOOR/SLEEPING PLAN) : 100 CM - MINIMUM HEIGHT : 50 CM - HEIGHT SIDERAILS/SLEEPING PLAN = 16 CM - OVERALL DIMENSIONS = LENGTH 213 CM X WIDTH 77 CM - STANDARD INCLINATION OF THE SLEEPING PLAN = 2° - MAXIMUM PATIENT WEIGHT : 140 KG – TROLLEY WEIGHT (WITH TRENDELENBURG OPTION TRENDELENBURG) : 86 KG



#### OP-2011-BC

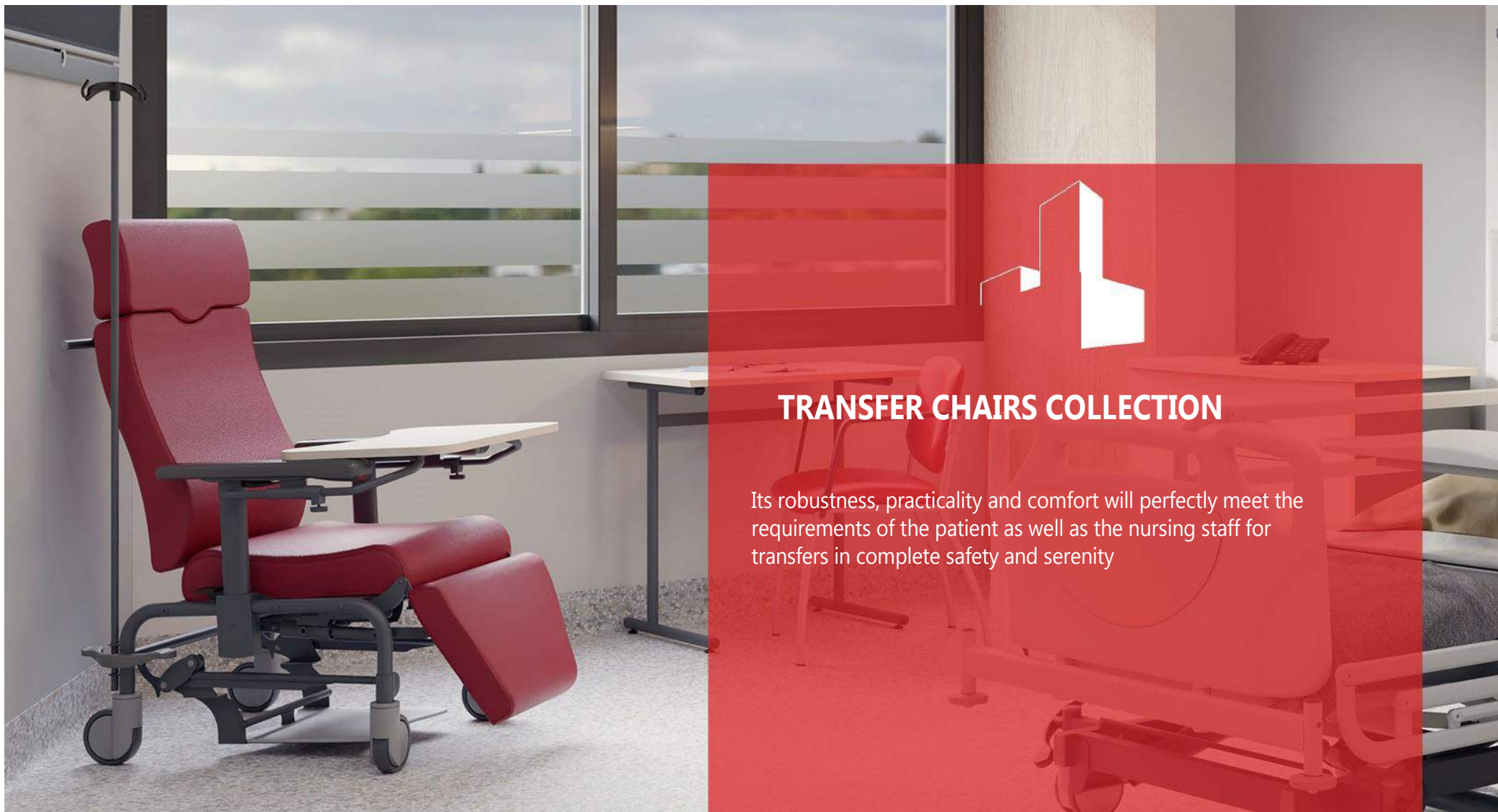
CENTRAL BRAKING OF THE 4 WHEELS WITH 1 DIRECTIONAL WHEEL



#### OP-2011-PRO

TRENDELENBURG ASSISTED BY JACK GAS  
 INCLINATION SLEEPING PLAN = 2° À 7°





## TRANSFER CHAIRS COLLECTION

Its robustness, practicality and comfort will perfectly meet the requirements of the patient as well as the nursing staff for transfers in complete safety and serenity

### TRANSFER CHAIRS IN METAL FOR HOSPITAL ENVIRONMENT



METALLIC STRUCTURE IN STEEL TUBE – VOLCANIC BLACK EPOXY FINISHING PAINT  
 SEATING AND BACKREST IN POLYURETHANE FOAM – REINFORCED INTERIOR IN PLYWOOD  
 RETRACTABLE ARMRESTS FOR EASIER TRANSFER - 4 CASTORS- DIAMETER 125MM FOR EASED TRANSFER  
 SEATING HEIGHT: 47 CM - MAXIMUM PATIENT WEIGHT : 135KG – BILATERAL PEDALS FOR CHAIR BRAKING  
 FIRE RESISTANCE CLASS OF THE COATING M1 - FIRE RESISTANCE CLASS OF THE CHAIR (WITHOUT THE COATING) M2  
 COATING: FABRIC WIDTH 12/10 SUPPORT/COTTON 16% PVD COATING  
**1 YEAR WARRANTY**



#### MO-FA950-PRE+

##### TRANSFER CHAIR METAL- RECLINING BACKREST - HEIGHT ADJUSTABLE ARMRESTS

DIMENSIONS : L73 X H121 X P77 CM - RECLINING BACKREST – BACKREST SETTING BY BILATERAL HANDLE – ADJUSTABLE INCLINATION OF BACKREST : 95° TO 115° BACKWARD - HEIGHT ADJUSTABLE ARMRESTS – BACKREST WITH MOVABLE HEADREST - WEIGHT : 32 KG



#### MO-FA950-ABS

##### TRANSFER CHAIR METAL- RECLINING BACKREST AND SYNCHRONOUS WITH THE SEATING - HEIGHT ADJUSTABLE ARMRESTS

DIMENSIONS : L73 X H121 X P77 CM - RECLINING BACKREST AND SYNCHRONOUS WITH THE SEATING - DIFFERENTIAL SYNCHRONIZATION OF THE SEATING AND THE BACKREST- RECLINING BACKREST 4 POSITIONS : 95° TO 115° - BACKREST WITH MOVABLE HEADREST- HEIGHT ADJUSTABLE ARMRESTS - WEIGHT : 39 KG







**OPTIONS FOR RELAXING AND TRANSFER CHAIRS**

**OP-F-F200-HANDIFLO**

HANDIFLOW SEATING



**OP-F-F200-HANDILIG**

HANDILIGHT SEATING



**OP-F-F160-3P**

BACKREST WITH MOVABLE HEADREST (NECK SUPPORT- MOBILITY HANDLE -HEADREST STORAGE FOR CHAIR FA950)



**OP-F-F310-TAB**

PREFITMENT FOR LUCH TRAY ON CHAIR FA950



**OP-F-F350-RJ**

PREFITMENT FOR LEG LIFT ON CHAIR FA950



**OP-F-F360-APLAT**

PREFITMENT FOR LATERAL SUPPORTS FOR CHAIR FA950



### ACCESSORIES FOR TRANSFER & RELAXING CHAIRS



#### AC-FX-KITME

KIT FOR SMALL-BONED PERSON COMPATIBLE WITH MOVABLE BACKREST AND HEADREST  
- WEIGHT : 4.3 KG



#### AC-FX-TPS

IV POLE 2 HOOKS  
- WEIGHT : 1 KG



#### AC-FX-TPSR

ADJUSTABLE IV POLE 2 HOOKS  
- WEIGHT: 1 KG



#### AC-FX-RJM

MONOBLOC LEG REST  
- WEIGHT: 4.5 KG



#### AC-FX-TAB

RETRACTABLE LUNCH TRAY  
- WEIGHT : 4.1 KG



#### AC-FX-APLAT

LATERAL SUPPORTS  
- WEIGHT : 2.5 KG







### COLOR CHART COLLECTION

Choice of laminated decorations and fabrics coating...



### LAMINATED COATINGS

*Panneaux de particules mélaminés*

Laminated panels with a resistant, non-porous surface and adapted for use in the field of hygiene. All surfaces, even the most structured, are easy to clean and maintain.

**OP-GRIS-OMBRE**  
GREY OMBRE



**OP-BLANC-PREMIUM**  
WHITE PRÉMIUM



**OP-ACACIA-LAK-CREM**  
ACACIA LAKELAND  
CRÈME



**OP-VERT-POMME**  
GREEN POMME



**OP-JAUNE-TOURNESOL**  
YELLOW TOURNESOL



**OP-ROUGE**  
RED



**OP-ROSE-FUSHIA**  
ROSE FUSHIA



**OP-BLEU-DELFT**  
BLUE DE DELFT




**OP-BEIGE-ROSE**  
BEIGE ROSÉ




### GINKGO FABRIC COATING

Antibacterial treated coated fabrics  
Fire resistance class: M1



**OP-902-GINKGO-SOURIS**

GINKGO SOURIS




**OP-902-GINKGO-MIRABELLE**

GINKGO MIRABELLE




**OP-902-GINKGO-MORGON**

GINKGO MORGON



**OP-902-GINKGO-MYRTILLE**

GINKGO MYRTILLE



**OP-902-GINKGO-NUIT**

GINKGO NUIT




**OP-902-GINKGO-PETROLE**

GINKGO PÉTROLE



**OP-902-GINKGO-PIERRE**

GINKGO PIERRE



**OP-902-GINKGO-PIVOINE**

GINKGO PIVOINE



**OP-902-GINKGO-SEIGLE**

GINKGO SEIGLE




**OP-902-GINKGO-TAUPE**

GINKGO TAUPE




**OP-902-GINKGO-TERRE**

GINKGO TERRE




**OP-902-GINKGO-TOMATE**

GINKGO TOMATE



**OP-902-GINKGO-TOMETTE**

GINKGO TOMETTE



**OP-902-GINKGO-VERT**

GINKGO VERT



**OP-902-GINKGO-TURQUOISE**

GINKGO TURQUOISE





**OP-902-GINKGO-MENTHE**

GINKGO MENTHE




**OP-902-GINKGO-QUETSCHÉ**

GINKGO QUETSCHÉ



**OP-902-GINKGO-BLANC**

GINKGO BLANC



**OP-902-GINKGO-AMANDE**

GINKGO AMANDE



**OP-902-GINKGO-MASTIC**

GINKGO MASTIC




**OP-902-GINKGO-AIGUE MARINE**

GINKGO AIGUE  
MARINE




**OP-902-GINKGO-BEGONIA**

GINKGO BEGONIA




**OP-902-GINKGO-CAFÉ**

GINKGO CAFÉ



**OP-902-GINKGO-CAPUCCINO**

GINKGO CAPUCCINO




**OP-902-GINKGO-CHATAIGNE**

GINKGO CHATAIGNE



**OP-902-GINKGO-CHOCOLAT**

GINKGO CHOCOLAT




**OP-902-GINKGO-LAVANDE**

GINKGO LAVANDE




**OP-902-GINKGO-DUNE**

GINKGO DUNE



**OP-902-GINKGO-ENDIVE**

GINKGO ENDIVE



**OP-902-GINKGO-GLACIER**

GINKGO GLACIER




**OP-902-GINKGO-LILAS**

GINKGO LILAS




**OP-902-GINKGO-GRANNY**

GINKGO GRANNY




**OP-902-GINKGO-ANTHRACITE**

GINKGO ANTHRACITE



**OP-902-GINKGO-GROSEILLE**

GINKGO GROSEILLE



**OP-902-GINKGO-CITROUILLE**

GINKGO CITROUILLE



### URBAN FABRIC COATING

Antibacterial treated coated fabrics  
Fire resistance class: M1



**OP-902-URBAN-TOMATE**

FABRIC : URBAN - TOMATE



**OP-902-URBAN-ORANGE**

FABRIC : URBAN - ORANGE



**OP-902-URBAN-ABSINTHE**

FABRIC : URBAN - ABSINTHE



**OP-902-URBAN-REGLISSE**

FABRIC : URBAN - RÉGLISSE



**OP-902-URBAN-PRUNE**

FABRIC : URBAN - PRUNE



**OP-902-URBAN-PETROLE**

FABRIC : URBAN - PÉTROLE




**OP-902-URBAN-PERLE**

FABRIC : URBAN - PERLE



**OP-902-URBAN-PENSEE**

FABRIC : URBAN - PENSÉE



**OP-902-URBAN-ORIGAN**

FABRIC : URBAN - ORIGAN



**OP-902-URBAN-TERRE**

FABRIC : URBAN - TERRE




**OP-902-URBAN-GRANNY**

FABRIC : URBAN - GRANNY




**OP-902-URBAN-GERANIUM**

FABRIC : URBAN - GERANIUM




**OP-902-URBAN-FUCHSIA**

FABRIC : URBAN - FUCHSIA



**OP-902-URBAN-FICELLE**

FABRIC : URBAN - FICELLE




**OP-902-URBAN-CHOCOLAT**

FABRIC : URBAN - CHOCOLAT




### OP-902-URBAN-CHATAIGNE

FABRIC : URBAN - CHATAIGNE



### OP-902-URBAN-CENDRE

FABRIC : URBAN - CENDRE



### OP-902-URBAN-BETON

FABRIC : URBAN - BÉTON



### OP-902-URBAN-ABYSSE

FABRIC : URBAN - ABYSSE



### OP-902-URBAN-TURQUOISE

FABRIC : URBAN - TURQUOISE



### OP-902-URBAN-ANANAS

FABRIC : URBAN - ANANAS



# SOTE C

---

12 rue de la Garde - BP 95572  
44335 Nantes Cedex 3 - France  
+33 (0) 2 40 33 89 60  
sotec@sotecmedical.com

*[www.sotecmedical.com](http://www.sotecmedical.com)*

PROPRIETE EXCLUSIVE d'HAcare - Diffusion et  
reproduction interdites - Visuels non  
contractuels - HAcare peut apporter à ses  
fabrications toutes modifications liées à  
l'évolution technique.



[www.hacare.com](http://www.hacare.com)